

2021



GOVERNMENT OF SIERRA LEONE
 MINISTRY OF HEALTH AND SANITATION
 DIRECTORATE OF HEALTH SECURITY AND EMERGENCIES

WEEK 07

WEEKLY NATIONAL EPIDEMIOLOGICAL BULLETIN

Disease specific report

Week 07, 15th –21th Feb. 2021

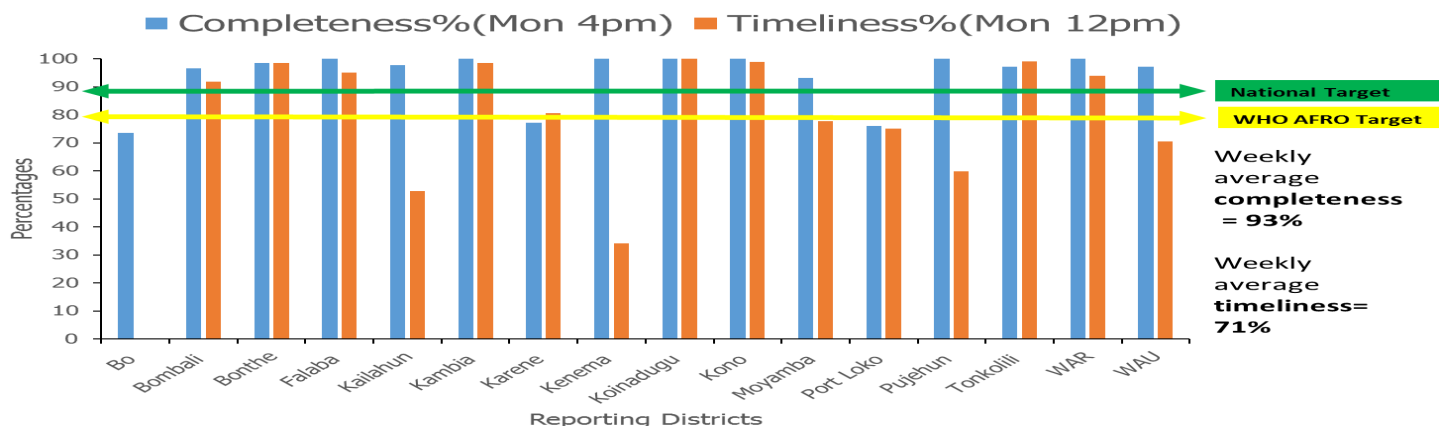
KEY HIGHLIGHTS FOR COVID-19 FOR THE WEEK

- Animal bite:** In total, 22 animal bite cases were reported from eight districts. Of the total cases reported, (2) were under fives and (20) above five years. The highest number of cases were reported from Kono and Western Area Rural (4), Kailahun, Moyamba and Western Area Urban (3) Whiles Bombali and Bonthe (2) each per district.
- Acute Viral Haemorrhagic Fever (AVHF):** Five (5) suspected cases of AVHF were reported this week . All of the reported cases were aged above five years. Kambia (2) whiles Karene, Kono and Tonkolili (1) each per district. The district RRTs investigated the cases and collected sampples. The suspected case in Kenema tested Positive for Lassa fever and Negative for EVD and Marburg
- Maternal death:** Seven (7) maternal deaths were reported country-wide from 5 districts during this week. Port Loko and Western Area Urban (2) each whiles Kambia, Karene and Kenema (1) each per district.
- Neonatal Tetanus (NNT):** One (1) case of Neonatal tetanus was reported this week from Pujehun district.
- Confirmed cases:** 31 confirmed cases of COVID-19 were reported during this week, of which, 16 were males and 15 were females
- COVID-19 Death:** One death related to COVID-19 was reported this week from Koinadugu district
- COVID-19 Recovery:** A total of 36 recoveries were reported for this week . Western Area Urban (19), Western Area Rural (5), Bo (4), Moyamba (3), Tonkolili (2) whiles Bonthe, Port Loko and Kenema (1) each per district.
- COVID-19 Quarantine:** Cumulative quarantine nationwide for this week were (116), of which, self quarantine (103) and Organization (13)
- Quarantine discharge:** Sixty-five (57) contacts were discharged from quarantine this week. All 57 were from Self Quarantined .

EVD SURVEILLANCE PREPAREDNESS UPDATE: Eight (8) suspected EVD cases were reported and investigated this week. Koinadugu (5), Kambia (2) and Bonthe (1) district. All tested negative for EVD and other VHFs

Influenza Sentinel Surveillance: In week six of the year, 23 suspected Influenza samples were collected from the sites. Of the total samples, zero tested positive for COVID-19

Health Facility Completeness and Timeliness of Weekly report by district Week 07, 2021



From the Communications Desk COVID-19 “BIG IDEA OF THE WEEK”



Government of Sierra Leone
National COVID-19 Emergency Response Center
(NaCOVERC)



Big Idea of the Week

14th – 20th February, 2021

**Face masks are for our faces,
not for our pockets.**

Getting stopped by the police for not wearing a face mask can cost you time and money. But getting sick with coronavirus can cost you even more time and money, or worse, your life.

Coronavirus mainly spreads from person to person when someone with the virus breathes it out and someone near them breathes it in. Because not everyone who has the virus feels sick, we can spread the virus without knowing it.

This is why making sure our masks properly cover our mouth, nose, and chin always when we are in public places helps protect us and others from coronavirus. We might be able to see or know when police are coming, but we cannot see or know when coronavirus is around us.

Coronavirus cases have gone up in recent weeks and the virus is still spreading in communities around the country. Wearing your mask whenever you are in public shows you don't only care about yourself, but also the health and wellbeing of those around you.

For more information on this topic, visit coronafet.link/BigIdea

For more information on the GoSL COVID-19 response, please visit:

<https://mic.gov.sl/> <https://dhse.gov.sl/> or call 117 free on all networks

#CoronaFetNaWeAllFet

Covid-19 Update from the Airport(RDT Reactive passengers, RDT positivity Rate, and # line-listed) Week 7, 2021

Epic Week	Total # of passengers screened	# of RDT Reactive Passengers	RDT positivity Rate	# Line-listed
Week 7 (15 th – 21 st /02/2021)	888	14	1.58%	14
Total	888	14		14

List of Countries with Covid-19 update RDT Reactive Passengers from the Week 7, 2021

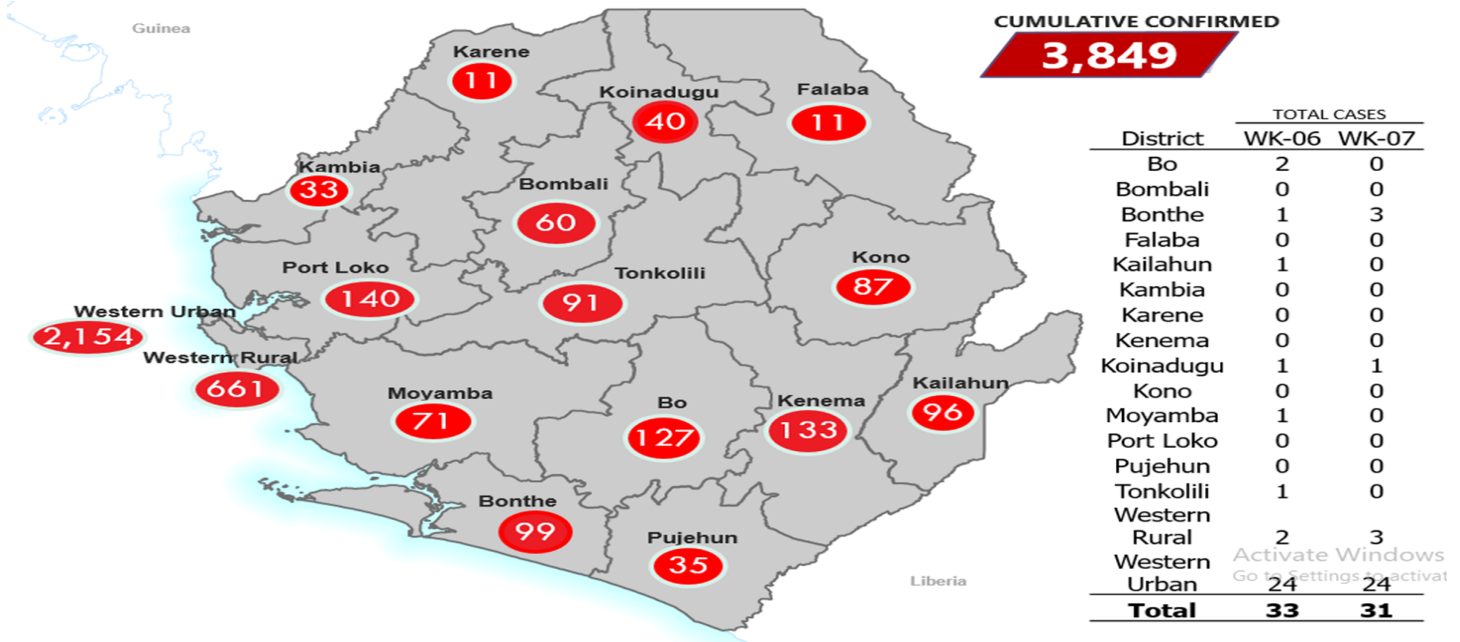
No	Epic week	RDT Reactive Countries	Total Passengers from RDT reactive countries	# of RDT Reactive Passengers
1	Epic Week 7(15 th – 21 th /02/2021)	Nigeria	40	1
2		Ethiopia	5	1
3		India	48	3
4		Pakistan	14	2
5		Kenya	8	1
6		Germany	12	1
7		France	55	1
8		USA	170	2
9		UK	120	1
10		Bursinia	2	1
Total			474	14

Monitored Suspected EVD (sick and deaths) alerts reported and investigated by districts 15th – 23rd Feb 2021

Districts	No. of Alerts received by districts	Source of alerts	Types of alerts (Sick/deaths)		No. of Alerts that meet case definition		No. of Alerts investigated		No of Sample collected		% of alerts investigated	
			Sick	Dead	Sick	Deaths	Sick	Deaths	yes	no	Sick	Deaths
Bo	1	HF	1		1		1		1		100%	
Bonthe	1	117		1		1		1	1			100%
Moyamba	1	Hospital	1		1		1		1		100%	
Pujehun	1	117	1	0	1		1		1		100%	
Kenema	5	CHW	5		0		0		5			
Kailahun	0											
Kono	1	Community		1		1		1		0		100%
Falaba	0											
Koinadugu	7	HF/Community	7		1	0	1		7		100%	
Bombali	1	117		1		0	0	0	1			
Tonkolili	2	Hospital	2		1		1		2		100	
Karene	0											
Port Loko	0											
Kambia	1	HF	1		1		1		1		100%	
WA Urban	2	HF	2		2		2		2		100%	
WA Rural	0											
National Total	23		20	3	8	2	8	2	22		100%	100%

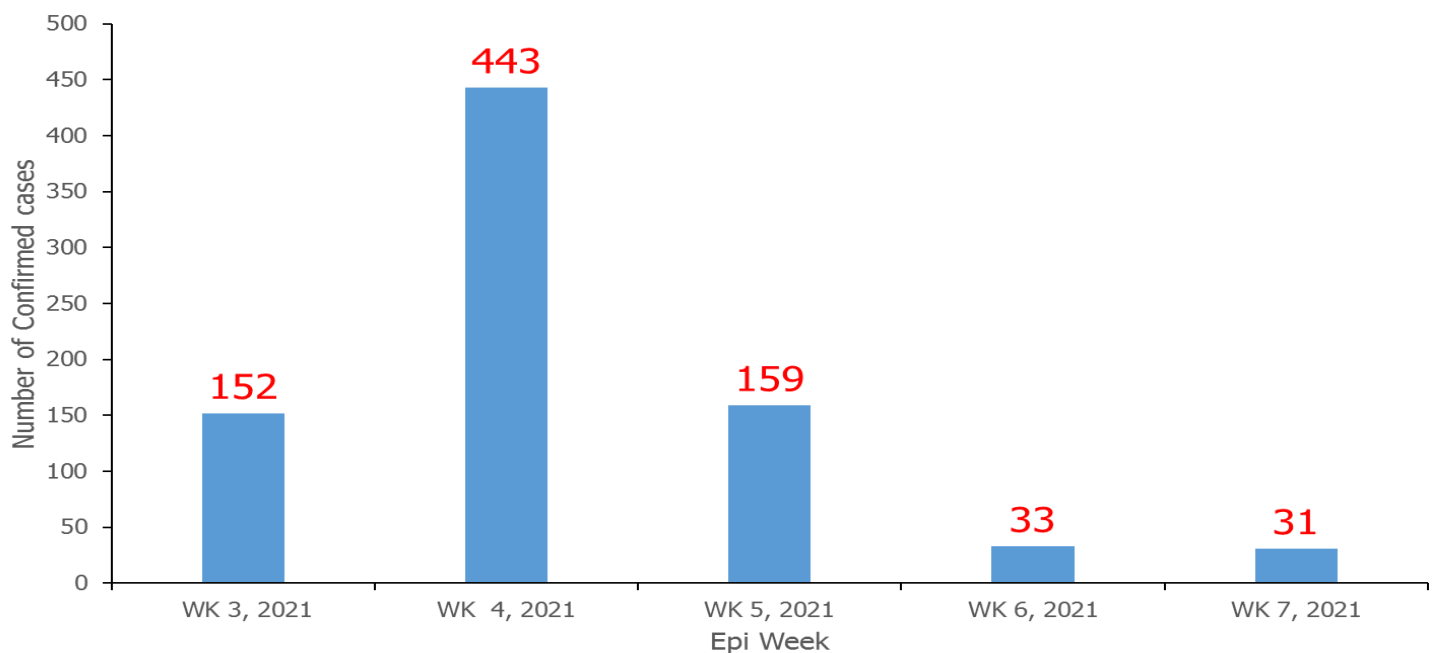
As a means of preparedness regarding EVD (death and sick) alerts are being surveillance more closely from all districts. Alerts meeting case definition for VHF (EVD) are investigated promptly. A total of 8 sick alerts and 3 death alerts met the case definition for EVD and were all investigated.

COVID-19 cumulative confirmed cases by district 30th March 2020 – 22nd February, 2021



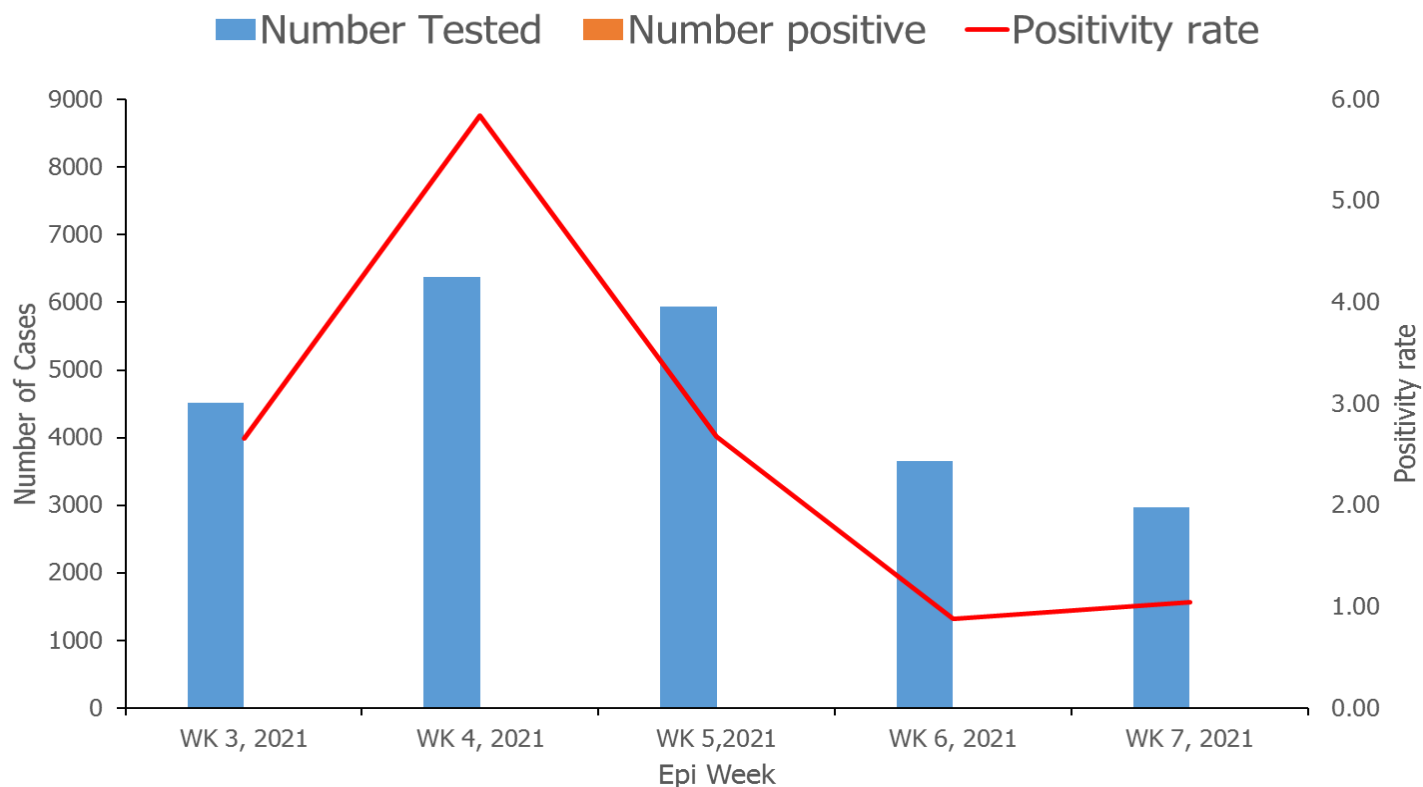
For the period of week 07, a total of 31 confirmed COVID-19 cases were reported countrywide, a decrease from 33 in the previous week. Western Area Urban accounting for the highest number of cases 2,154 (55.9%) closely followed by Western Area Rural 661 (17.1%) of total cases countrywide. Western Area Urban and Rural still constitute over 70% of the total cases countrywide

COVID-19 Laboratory confirmed cases by Week of diagnosis, since the last five weeks 2021 Sierra Leone

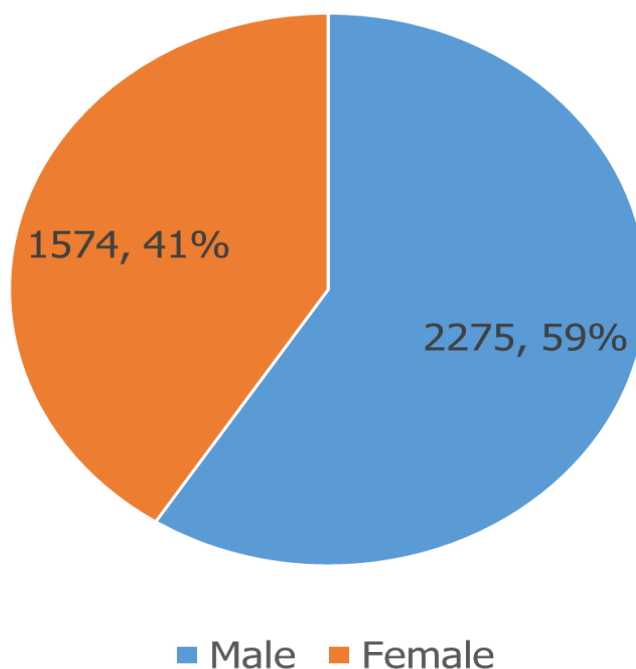


Laboratory confirmed cases of COVID-19 continue to decline over the past three weeks. A significant decrease was seen week 6 and 7.

Positivity rate of COVID-19 (Week 3 – 7, 2021)



COVID-19 Laboratory confirmed cases by sex 30th Mar 2020 – 22nd February 2021, Sierra Leone



COVID-19 cases, contacts, recovered & deaths 30th Mar 2020 – 22nd February 2021, Sierra Leone

District	Confirmed cases and contacts: 22 nd Feb 2021 updated at 11:00 pm				Cumulative contacts, monitored and discharged, 30 th March 2020 – 22 nd Feb 2021			Cumulative cases, recovered & deaths				
	probable	confirmed	contacts listed	contacts discharged	contacts listed	contacts discharged	contacts to be monitored	Probable	confirmed	Recovered	Deaths	CFR (%)
Bombali	0	0	*	*	717	714	3	5	60	43	15	25.0
Karene	0	0	*	*	76	76	0	0	11	9	2	18.2
Kambia	0	0	*	*	158	158	0	0	33	29	2	6.1
Koinadugu	0	1	*	*	250	241	9	2	40	35	3	7.5
Moyamba	0	0	*	*	459	459	0	0	71	67	0	0.0
Pujehun	0	0	*	*	310	310	0	0	35	34	2	5.7
Kono	0	0	*	*	556	556	0	1	87	69	15	17.2
Bo	0	0	*	*	1249	1249	0	10	127	114	5	3.9
Tonkolili	0	0	*	*	388	384	4	0	91	84	5	5.5
Kailahun	0	1	*	*	733	733	0	8	96	94	0	0.0
Falaba	0	0	*	*	119	119	0	0	11	11	0	0.0
Bonthe	0	0	*	*	463	453	10	4	99	90	2	2.0
Kenema	0	0	*	*	1002	1002	0	8	133	98	33	24.8
Port Loko	0	0	*	*	686	686	0	3	140	122	0	0.0
Western Rural	0	0	*	*	1,542	1,526	16	12	661	371	9	1.4
Western Urban	0	3	*	*	5,861	5,787	74	844	2,154	1,502	80	3.7
National total	0	5	*	*	14,569	14,453	116	897	3,849	2,772	173	4.5

* pending update

Note: Cases have been transferred from WA URBAN to WA RURAL due to residential address in the DHIS2

QUARANTINE SUMMARY

No. quarantined Discharged

Cumulative Total 14569 14453

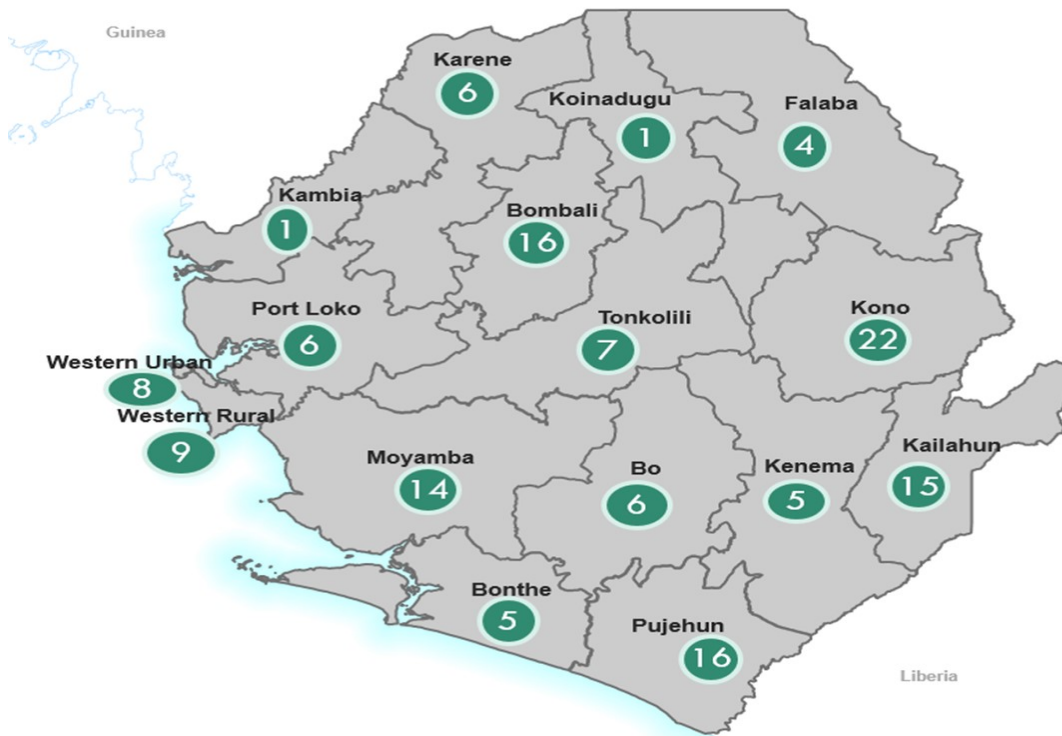
Nationwide
(Current) 116 57

Govt quarantine 0 0

Org. quarantine 13 0

Self quarantine 103 57

Cumulative Animal Bite (dogs) Cases reported by districts Week 1 - 7, 2021



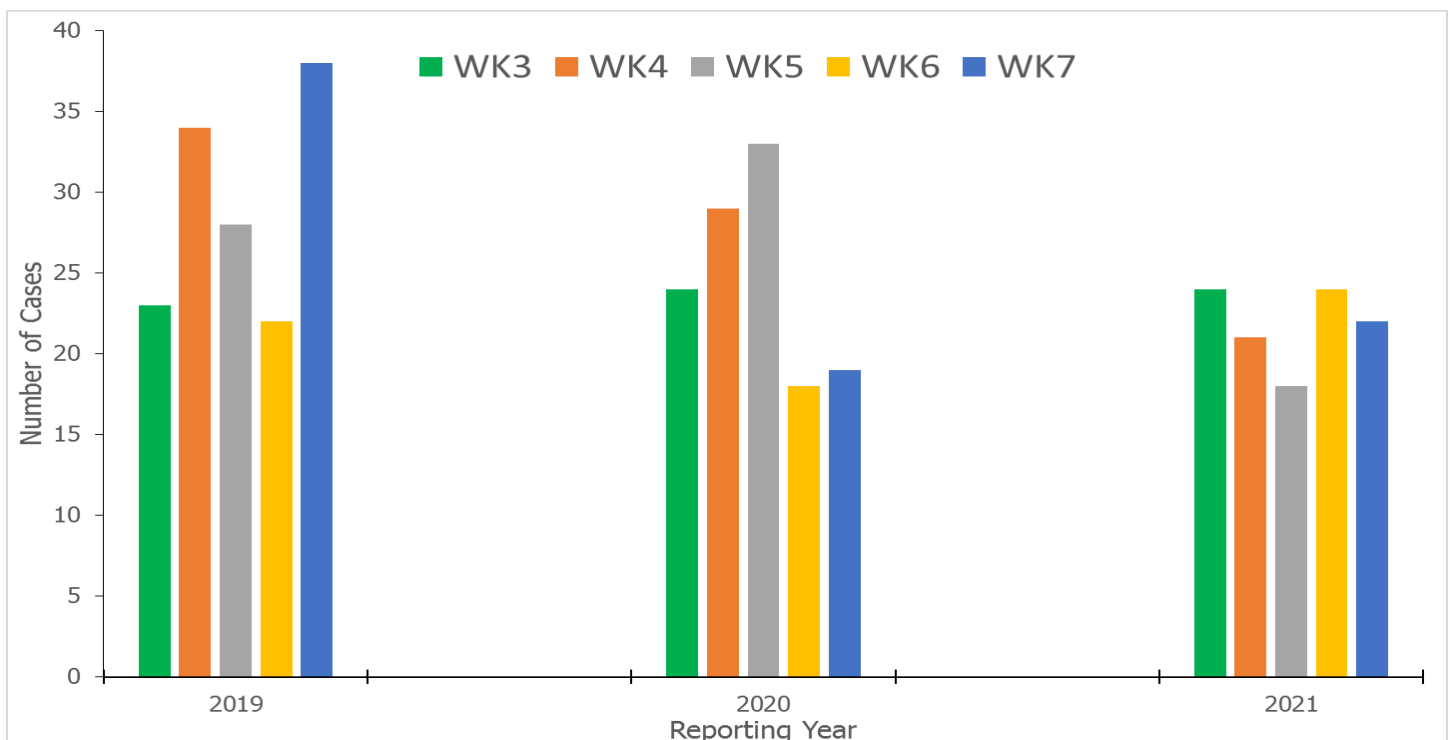
NATIONAL CUMULATIVE ANIMAL BITES - DOG

141

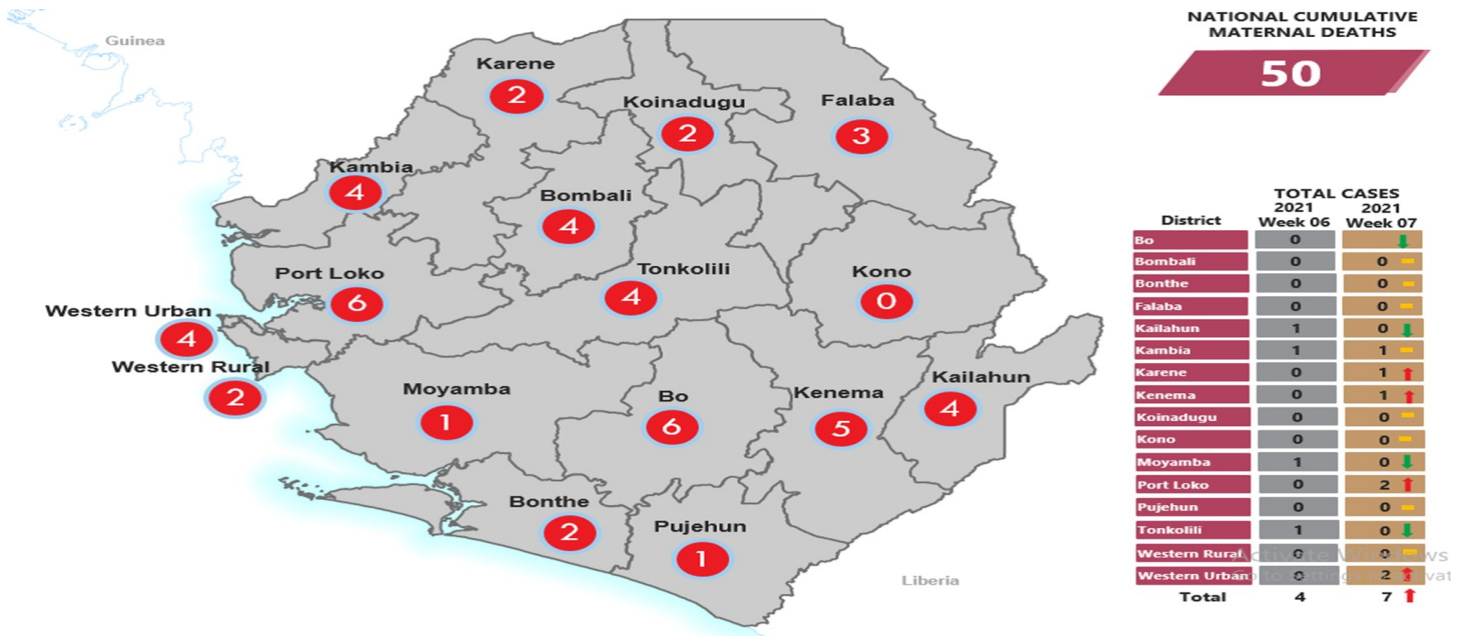
District	TOTAL CASES	
	2021 Week 06	2021 Week 07
Bo	1	0 ↓
Bombali	5	2 ↓
Bonthe	0	2 ↑
Falaba	1	0 ↓
Kailahun	2	3 ↑
Kambia	0	0
Karene	1	0 ↓
Kenema	1	0 ↓
Koinadugu	0	0
Kono	3	4 ↑
Moyamba	0	3 ↑
Port Loko	2	0 ↓
Pujehun	3	0 ↓
Tonkolili	2	1 ↓
Western Rural	1	4 ↑
Western Urban	2	3 ↑
Total	24	22 ↓

A total of 22 Animal bite cases were reported in week 07 of the year. A decrease from 24 in the previous week. The highest number of case were from Kono (22), Pujehun and Bombali (16). All districts have reported at least one event of animal (Dog) bite. The cumulative total of animal since the start of the year is 141

Compared Animal Bite (dogs) Cases reported by year Week 1 - 7, (2019, 2020 & 2021)

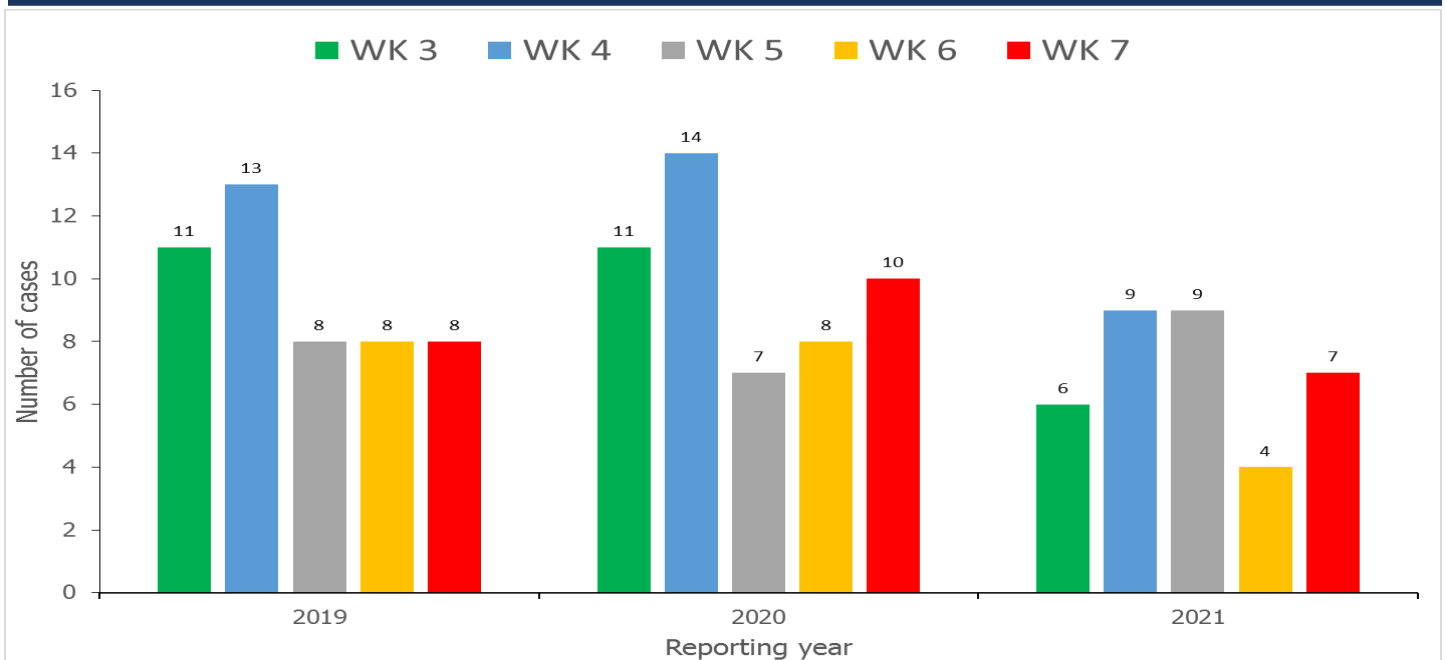


Cumulative Maternal Deaths reported by districts Week 1- 7, 2021



A total of 7 maternal deaths were reported in week 07 of the year, an increase from 4 in the previous week, from five districts. The cumulative deaths since the start of the year is 50. Bo and Port Loko 6 (12%) each per district accounts for the highest number of deaths, followed by Kenema 5 (10%) So far, only one (Kono) district has not reported any maternal death.

Compared Maternal Deaths by year Week 1 - 6, (2019, 2020 & 2021)



In week 7 of this year, less deaths were reported compared to previous two years. Comparatively, 2021 has reported less deaths for the period under review as seen in 2019 and 2020.