



WEEK 04

**GOVERNMENT OF SIERRA LEONE
MINISTRY OF HEALTH AND SANITATION
DIRECTORATE OF HEALTH SECURITY AND EMERGENCIES**

WEEKLY NATIONAL EPIDEMIOLOGICAL BULLETIN

Disease specific report

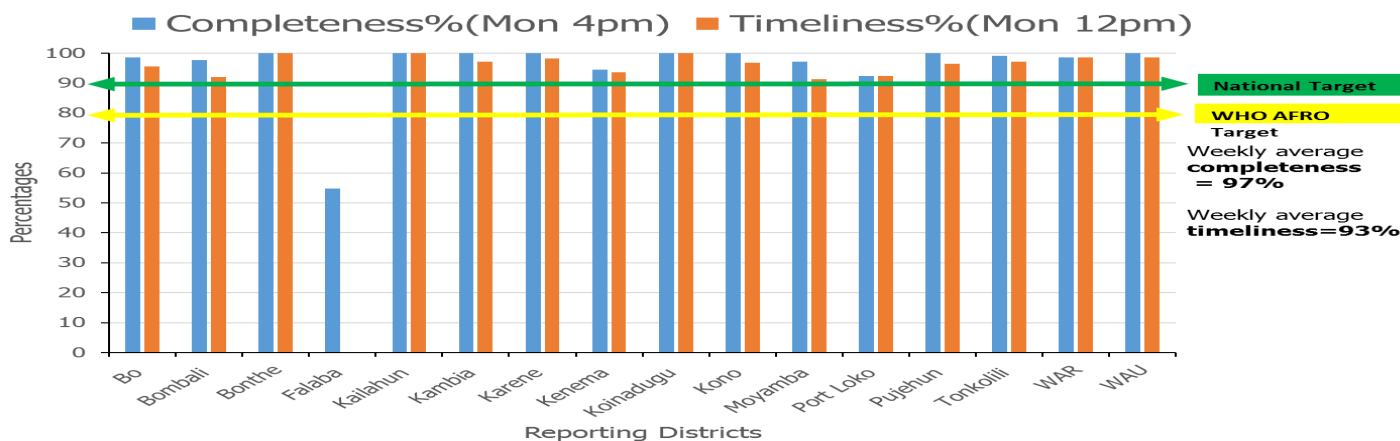
Week 04, 25th—31st Jan. 2021

KEY HIGHLIGHTS FOR COVID-19 FOR THE WEEK

- **Acute Flaccid Paralysis:** One (1) case of acute flaccid paralysis was reported this week. The case was an under five child from Kambia district. The district RRT investigated the case, samples were collected and sent to the CPHRL.
- **Animal bite:** In total, 19 animal bite cases were reported from eleven districts. Of the total cases reported, (1) was under five and (18) five years. The highest number of cases were reported from Kono and Moyamba (4) each, while Kailahun and Kenema (2) each per district..
- **Acute Viral Haemorrhagic Fever (AVHF):** Two (2), case of suspected AVHF were reported during the week. The cases aged above five were reported from Kenema district. Samples were collected and tested. Both cases were positive for Lassa fever but negative for EVD and Marburg.
- **Maternal death:** Six (6) maternal deaths were reported countrywide from 5 districts, during this week. Kenema (2) while Bonthé, Port Loko, Tonkolili and Western Area Urban reported (1) each per district.
- **Measles:** One (1) case of suspected measles was reported this week. The case was aged above 5 years from Western Area Rural. The district RRT investigated the case, collected sample and sent to the CPHRL for confirmation
- **Yellow Fever:** One (1), suspected case of Yellow Fever was reported during the week. The case was aged above five from Kailahun district. The district RRT investigated the case, collected sample and sent to CPHRL for confirmation
- **Confirmed cases:** 279 confirmed cases of COVID-19 were reported during this week, of which, 217 were males and 62 were females
- **COVID-19 Death:** Two (2) COVID-19 related deaths were reported this week. Pujehun and Western Area Urban (1) each per district
- **COVID-19 Recovery:** A total of 55 recoveries were reported for this week. Western Area Urban (44) and Western Area Rural (8), Bombali (2) while Bo, (1) per districts
- **COVID-19 Quarantine:** Cumulative quarantine nationwide for this week were (509), of which, self quarantine (485) and Organization (24)
- **Quarantine discharge:** Eleven (11) contacts were discharged from quarantine this week. Self Quarantined (7), Organization (3) and Government (1).

Influenza Sentinel Surveillance: In week three of the year, 35 suspected Influenza samples were collected from the sites. Of the total samples, one (1) tested positive for COVID-19

Health Facility Completeness and Timeliness of Weekly report by district Week 04, 2021



From the Communications Desk

COVID-19

"BIG IDEA OF THE WEEK"



Government of Sierra Leone
National COVID-19 Emergency Response Center
(NaCOVERC)



Big Idea of the Week

24th – 30th January, 2021

With more coronavirus cases comes more responsibility

The number of coronavirus cases in Sierra Leone is growing. The information that we have around this growing number of cases tells us that the virus is spreading among our communities.

If one person has the virus and spreads it to others, and then each of those people spreads it to others, within a short time, the virus can spread to communities across a city and the country.

The situation can get worse quickly if we do not step up now and take greater action.

The government of Sierra Leone has put in place measures to help control the spread of the virus. These measures begin on Monday, 25th January, 2021, for a period of two weeks.

These measures support the efforts of people who are taking prevention seriously by washing our hands frequently, keeping physical distance from others, and wearing our masks correctly. Together we can drive coronavirus out of Sierra Leone. Corona fet na we all fet!

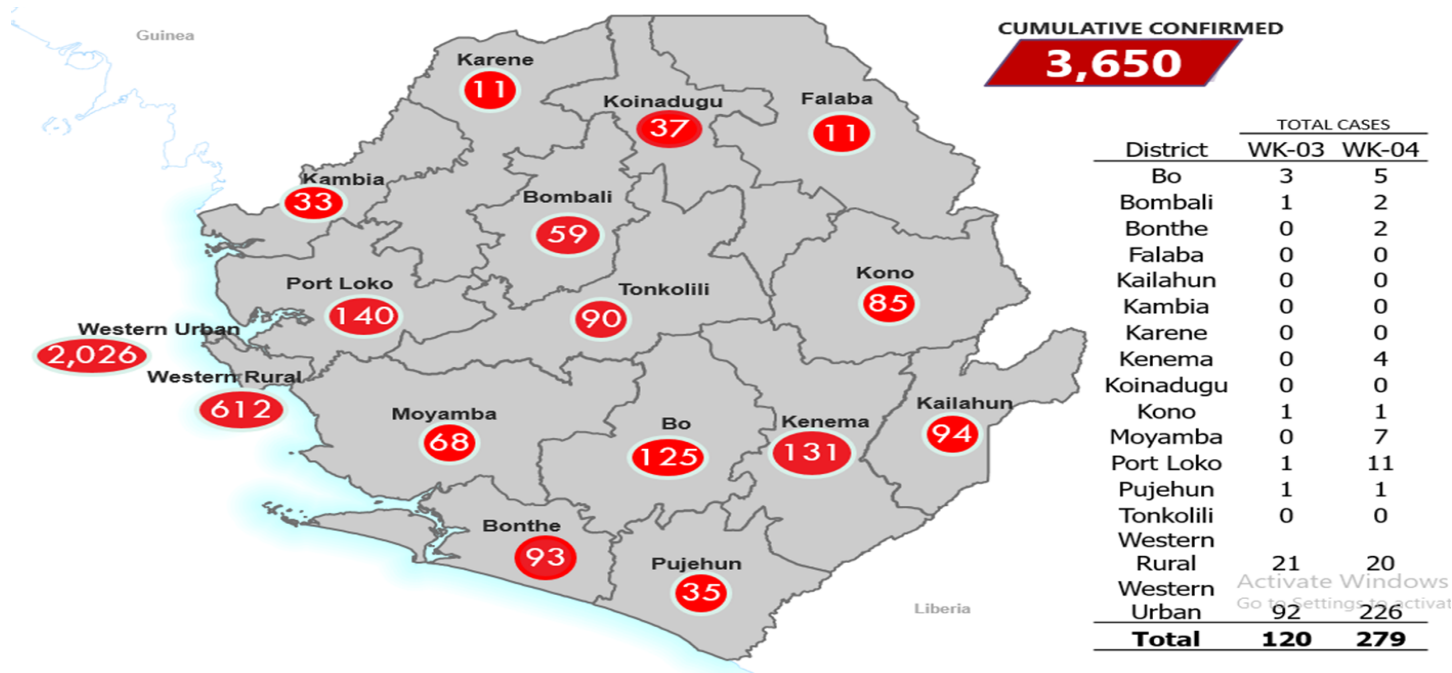
For more information on this topic, visit coronafet.link/BigIdea

For more information on the GoSL COVID-19 response, please visit:

<https://mic.gov.sl/> <https://dhse.gov.sl/> or call 117 free on all networks

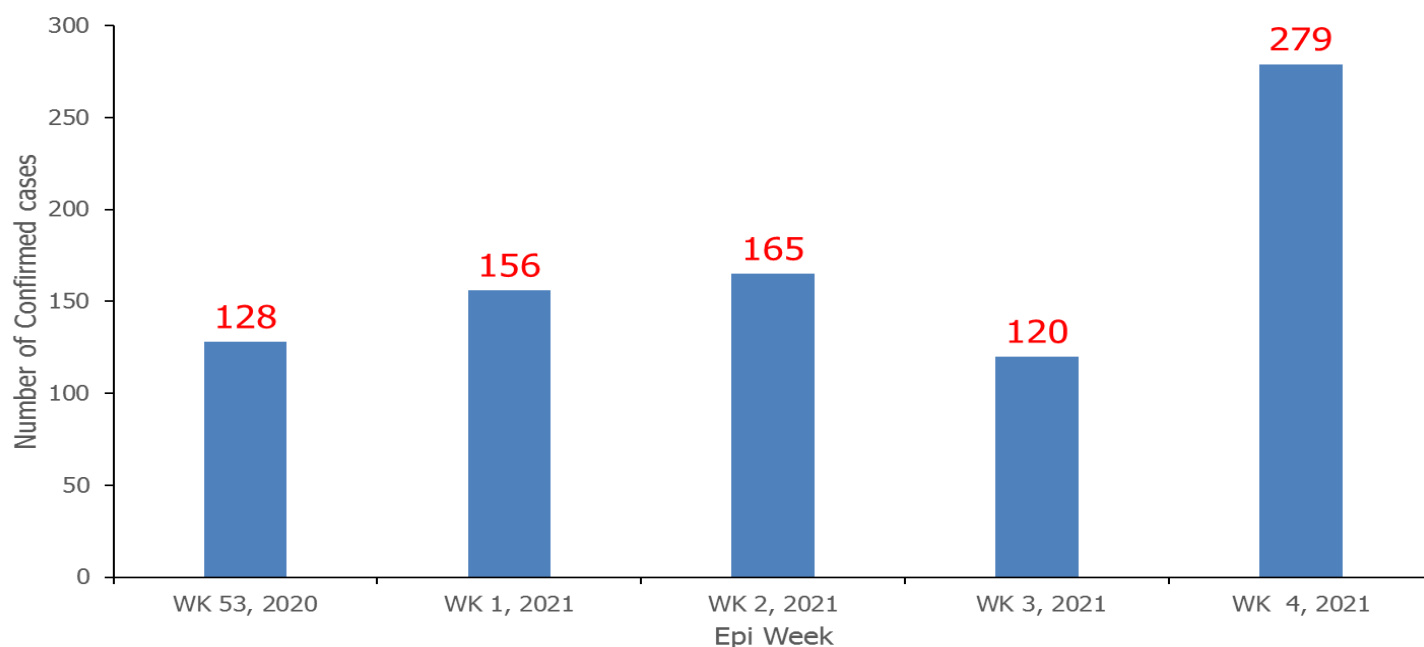
#CoronaFetNaWeAllFet

COVID-19 cumulative confirmed cases by district Week 4, 2021



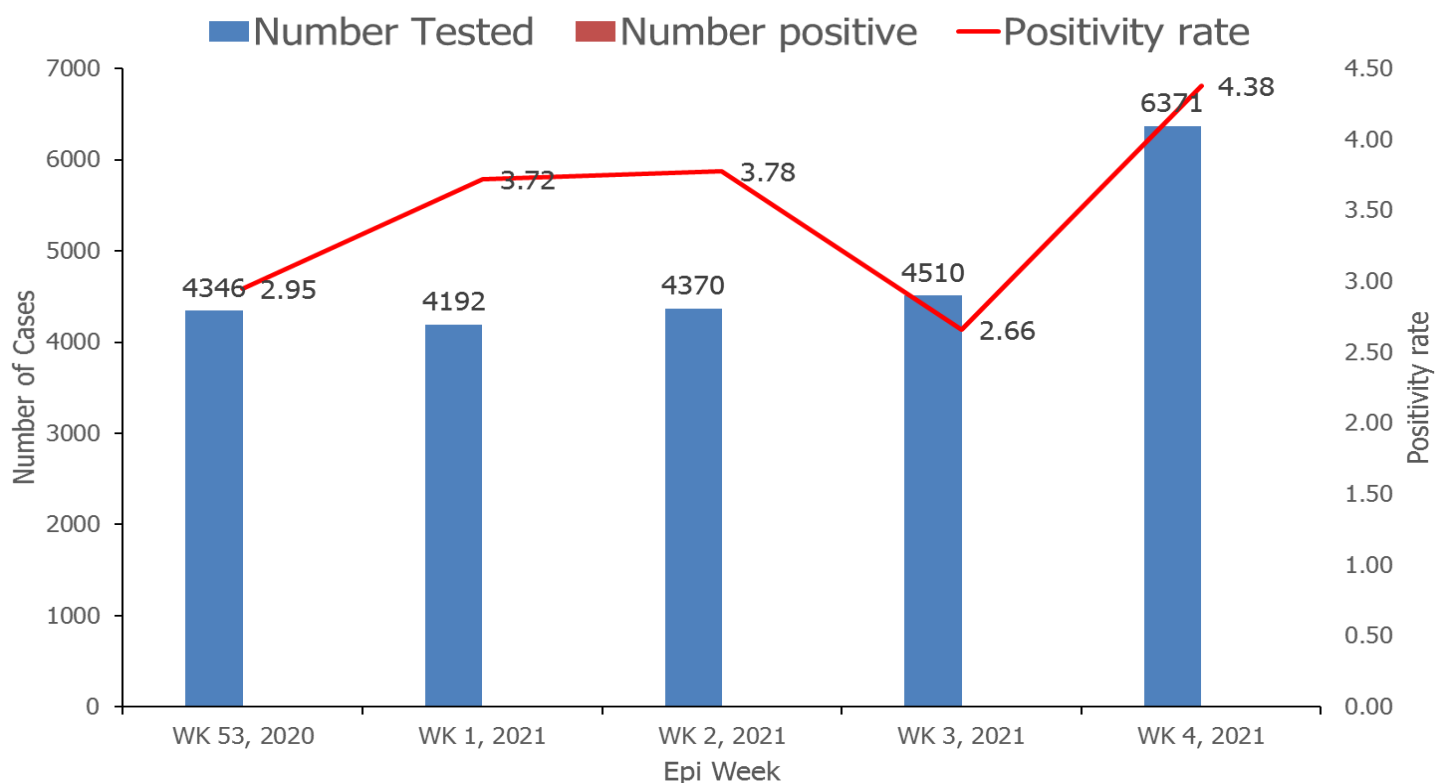
For the period of week 04, a total of 279 confirmed COVID-19 cases were reported countrywide, an increase from 120 in the previous week. Western Area Urban accounting for the highest number of cases 2,026 (55.5%) closely followed by Western Area Rural 621 (17.0%) of total cases countrywide. Western Area Urban and Rural now constitute over 70% of the total cases countrywide

COVID-19 Laboratory confirmed cases by Week of diagnosis, since the last five weeks 2020 & 2021 Sierra Leone

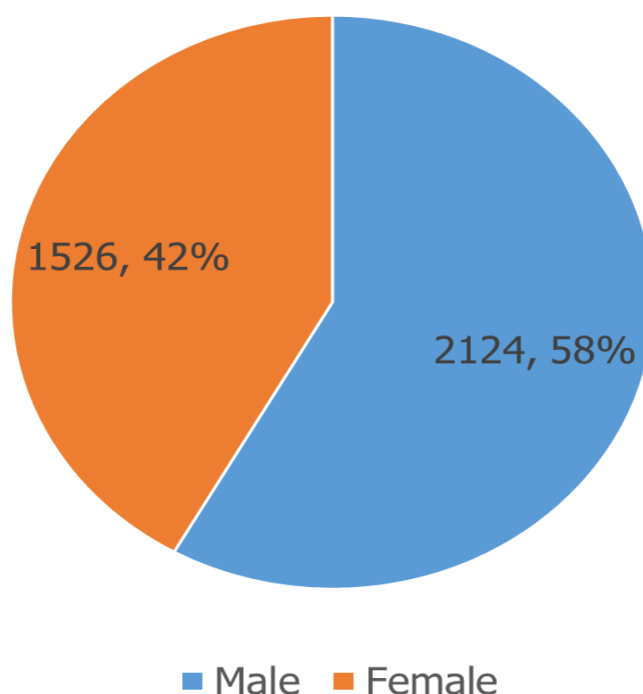


Laboratory confirmed cases of COVID-19 continue to be on the increase in the past weeks with week four of this year showing the highest, however, there is a reduction of cases in week 3. These increases are significantly seen in the Western Areas as shown on the table above.

Positivity rate of COVID-19 (Week 53, 2020 – Week 4, 2021)



COVID-19 Laboratory confirmed cases by sex 30th Mar 2020 – 1st February 2021, Sierra Leone



COVID-19 cases, contacts, recovered & deaths 30th Mar 2020 – 1st February 2021, Sierra Leone

District	Confirmed cases and contacts: 1 st Feb 2021 updated at 11:00 pm				Cumulative contacts, monitored and discharged, 30 th March 2020 – 1 st Feb 2021			Cumulative cases, recovered & deaths				
	probable	confirmed	contacts listed	contacts discharged	contacts listed	contacts discharged	contacts to be monitored	Probable	confirmed	Recovered	Deaths	CFR (%)
Bombali	0	0	*	*	703	681	22	5	59	40	15	25.4
Karene	0	0	*	*	76	76	0	0	11	9	2	18.2
Kambia	0	0	*	*	158	158	0	0	33	29	2	6.1
Koinadugu	0	0	*	*	238	238	0	2	37	35	1	2.7
Moyamba	0	0	*	*	449	449	0	0	68	59	0	0.0
Pujehun	0	0	*	*	306	302	4	0	35	27	2	5.7
Kono	0	0	*	*	551	547	4	1	85	67	15	17.6
Bo	0	1	*	*	1239	1199	40	10	125	107	5	4.0
Tonkolili	0	0	*	*	387	387	0	0	90	82	5	5.6
Kailahun	0	0	*	*	729	729	0	8	94	94	0	0.0
Falaba	0	0	*	*	119	119	0	0	11	11	0	0.0
Bonthe	0	0	*	*	449	443	6	4	93	87	2	2.2
Kenema	0	1	*	*	992	977	15	8	131	92	33	25.2
Port Loko	0	0	*	*	686	673	13	3	140	117	0	0.0
Western Rural	0	9	*	*	1,444	1,336	108	12	612	337	9	1.5
Western Urban	0	12	*	*	5,655	5,358	297	844	2,026	1,313	79	3.9
National total	0	23	*	*	14,181	13,672	509	897	3,650	2,506	170	4.7

* pending update

Note: Cases have been transferred from WA URBAN to WA RURAL due to residential address in the DHIS2

2k

QUARANTINE SUMMARY

No. quarantined Discharged

Cumulative Total 14181 13672

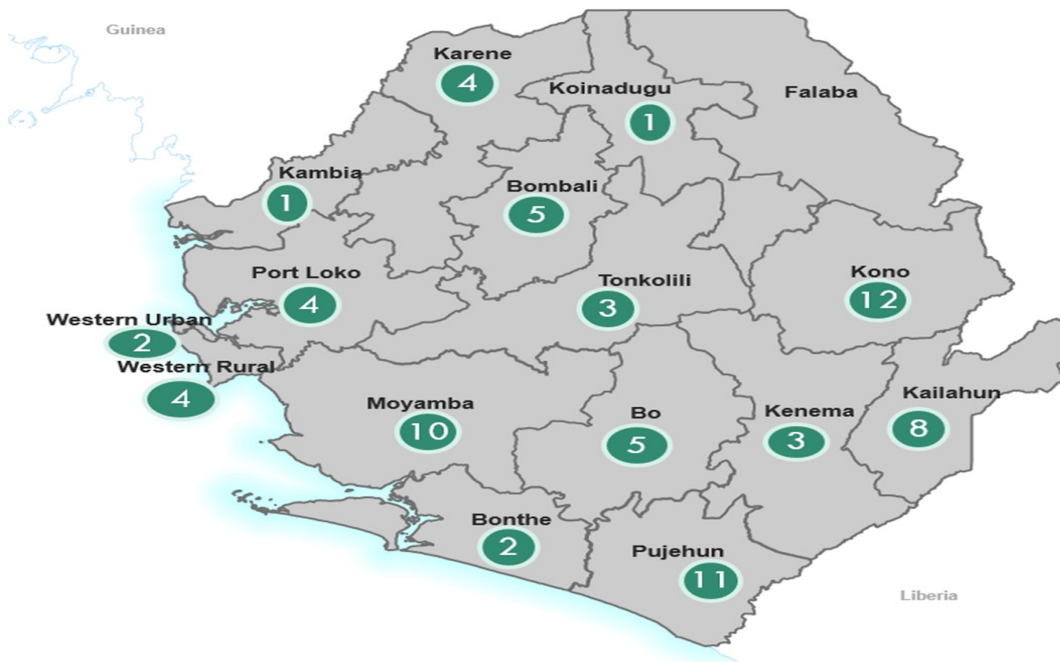
Nationwide
(Current) 509 11

Govt quarantine 0 1

Org. quarantine 24 3

Self quarantine 485 7

Cumulative Animal Bite (dogs) Cases reported by districts Week 1 - 4, 2021



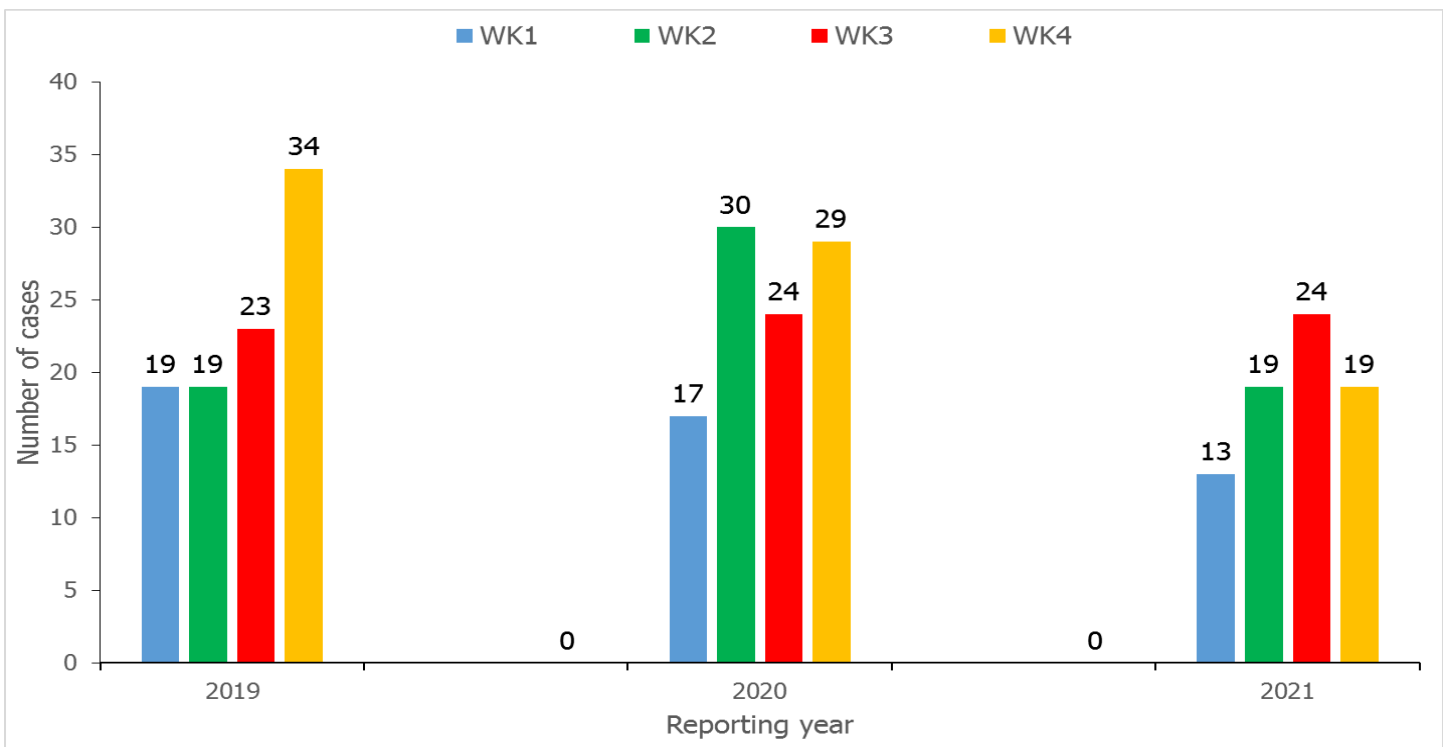
NATIONAL CUMULATIVE ANIMAL BITES - DOG

75

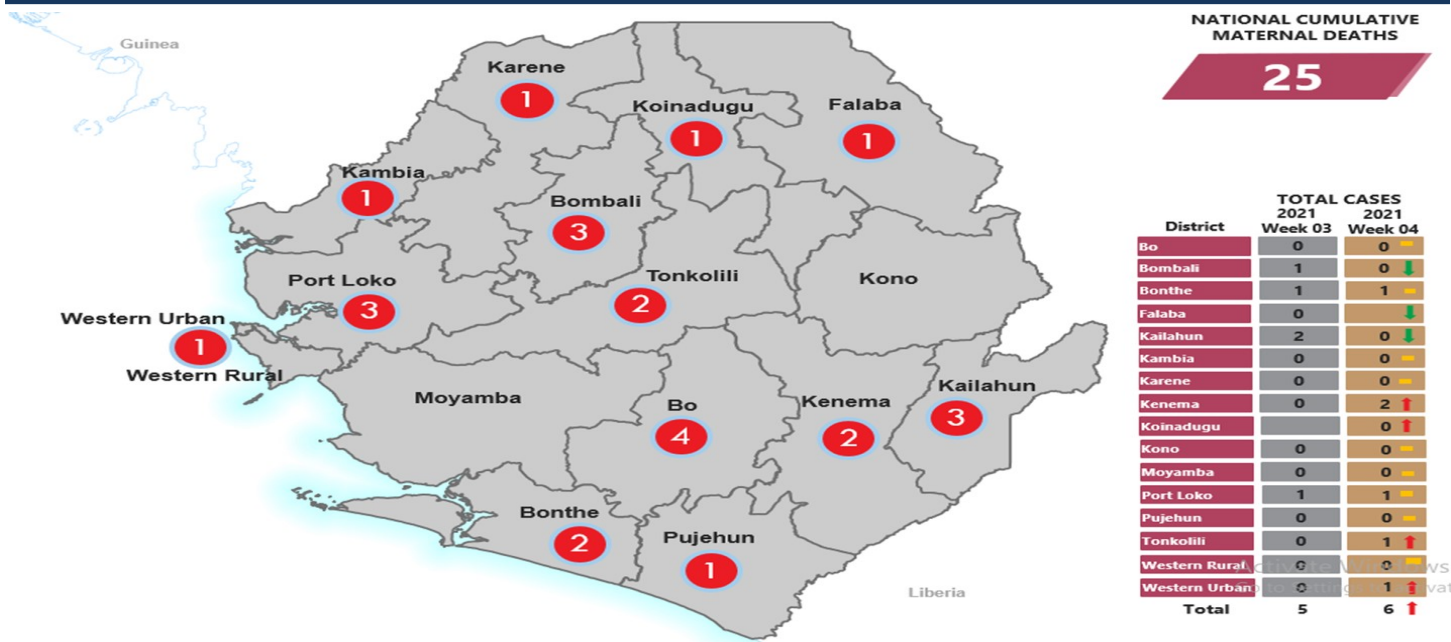
District	TOTAL CASES	
	2021 Week 03	2021 Week 04
Bo	3	0
Bombali	3	0
Bonthe	1	0
Falaba	0	0
Kailahun	1	2
Kambia	1	0
Karene	0	1
Kenema	1	2
Koinadugu	0	1
Kono	2	4
Moyamba	3	4
Port Loko	2	1
Pujehun	5	1
Tonkolili	0	1
Western Rural	2	1
Western Urban	0	1
Total	24	19

A total of 19 Animal bite cases were reported in week 04 of the year. A decrease from 24 in the previous week. The highest number of case were from Moyamba and Kono (4) each, and Kailahun and Kenema (2) whiles Karene, Koinadugu, Port Loko, Pujehun, Tonkolili, Western Area Urban and Western Area Rural (1)each per districts. So far, only Falaba districts have not reported a event of animal bite

Compared Animal Bite (dogs) Cases reported by year Week 1 - 4, (2019, 2020 & 2021)

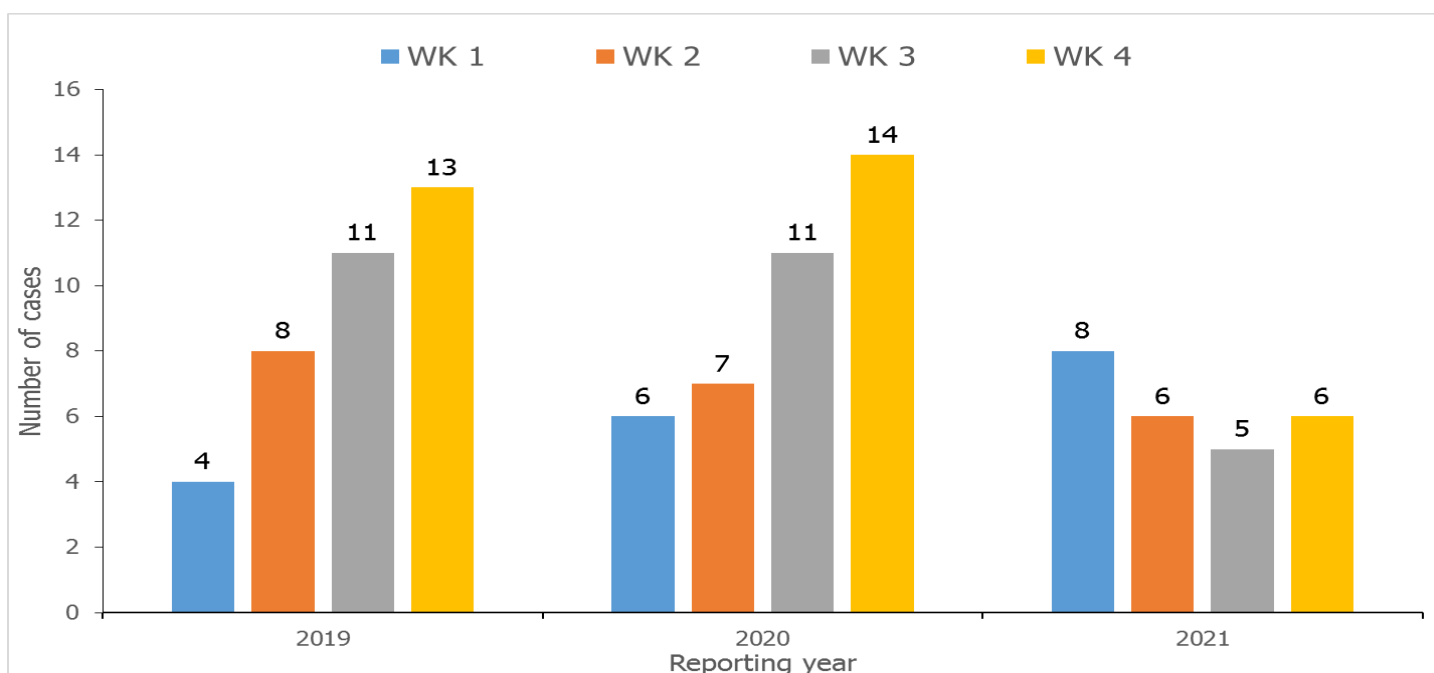


Cumulative Maternal Deaths reported by districts Week 1- 4, 2021



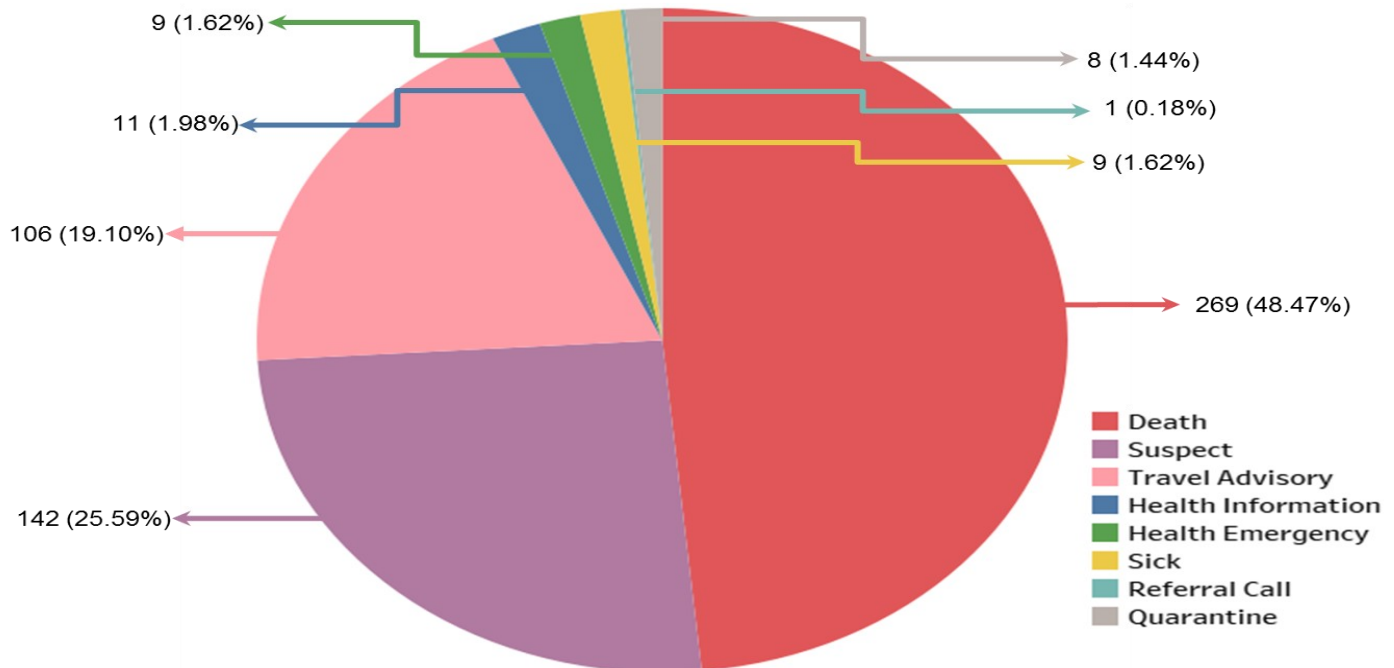
A total of 6 maternal deaths were reported in week 04 of the year, an increase from 5 in the previous week, from Five districts, Kenema (2) whiles Bonthe, Port Loko, Tonkolili and Western Area Urban reported (1) each per district. Bo district accounts for the highest death 4 (16%) of the overall cases followed by Bombali, Port Loko, Bonthe and Kailahun (3) deaths each per district. So far, Kono, Moyamba and Western Area Rural have not reported a death.

Compared Maternal Deaths by year Week 1 - 4, (2019, 2020 & 2021)



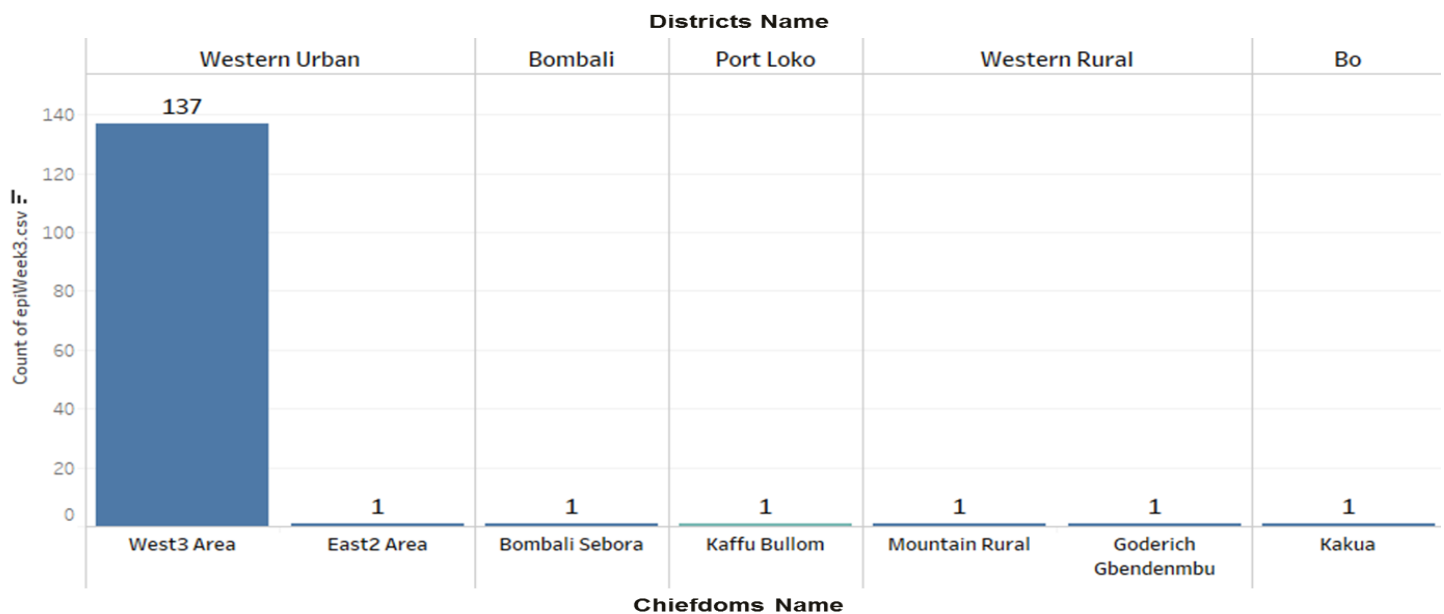
In week 4 of this year, less deaths were reported compared to previous two years. Comparatively, 2021 has reported less deaths for the period under review as against 2019 and 2020.

Call Volume by Category all Districts (EPI week 4)



From the overall call volume by category for week 4 of 2021, a greater portion of calls were related to deaths 48.5 % closely followed by suspected illness related to COVID-19 25.6% and Travelers calling to seek advise on issues relating to their travel 19.1%,

Covid-19 Suspect Alerts by Districts and Chiefdoms (EPI week 4)



Alerts generated so far for week 4 of 2021 indicates Western Area Urban still continue to accounting for over 90% of all COVID-19 alerts