



GOVERNMENT OF SIERRA LEONE
MINISTRY OF HEALTH AND SANITATION
DIRECTORATE OF HEALTH SECURITY AND EMERGENCIES

WEEK 48

WEEKLY NATIONAL EPIDEMIOLOGICAL BULLETIN

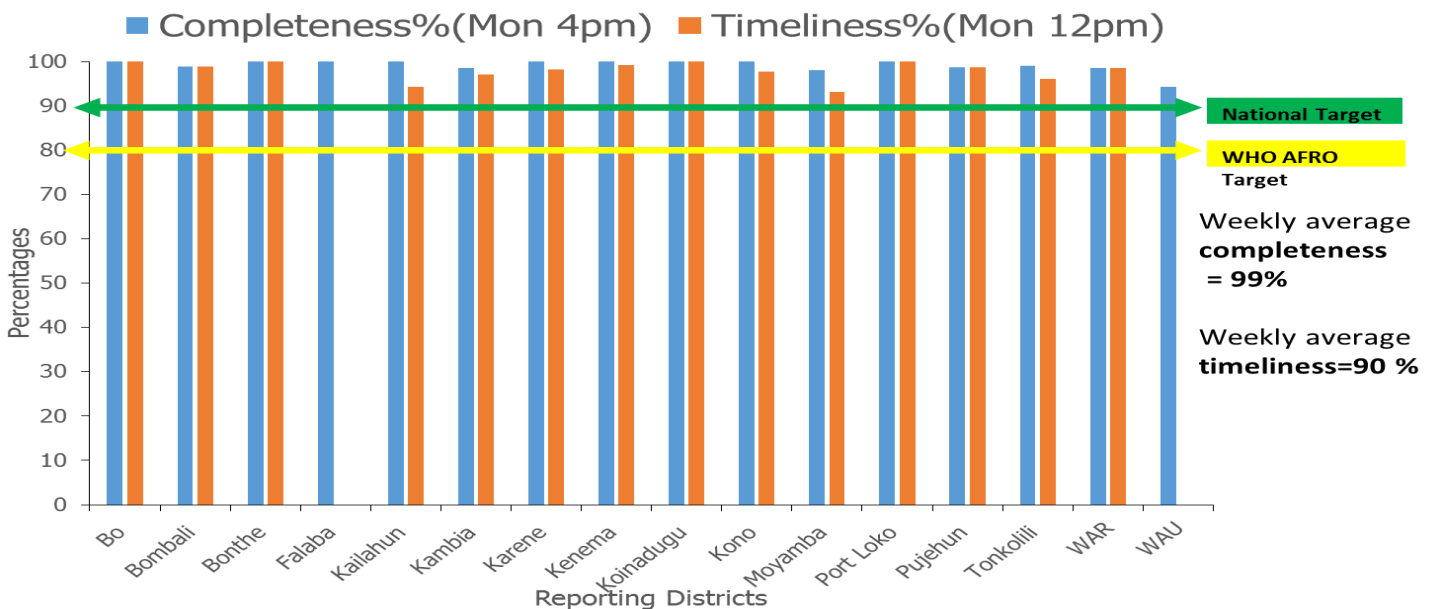
Disease specific report

Week 48, 23rd to 29th November. 2020

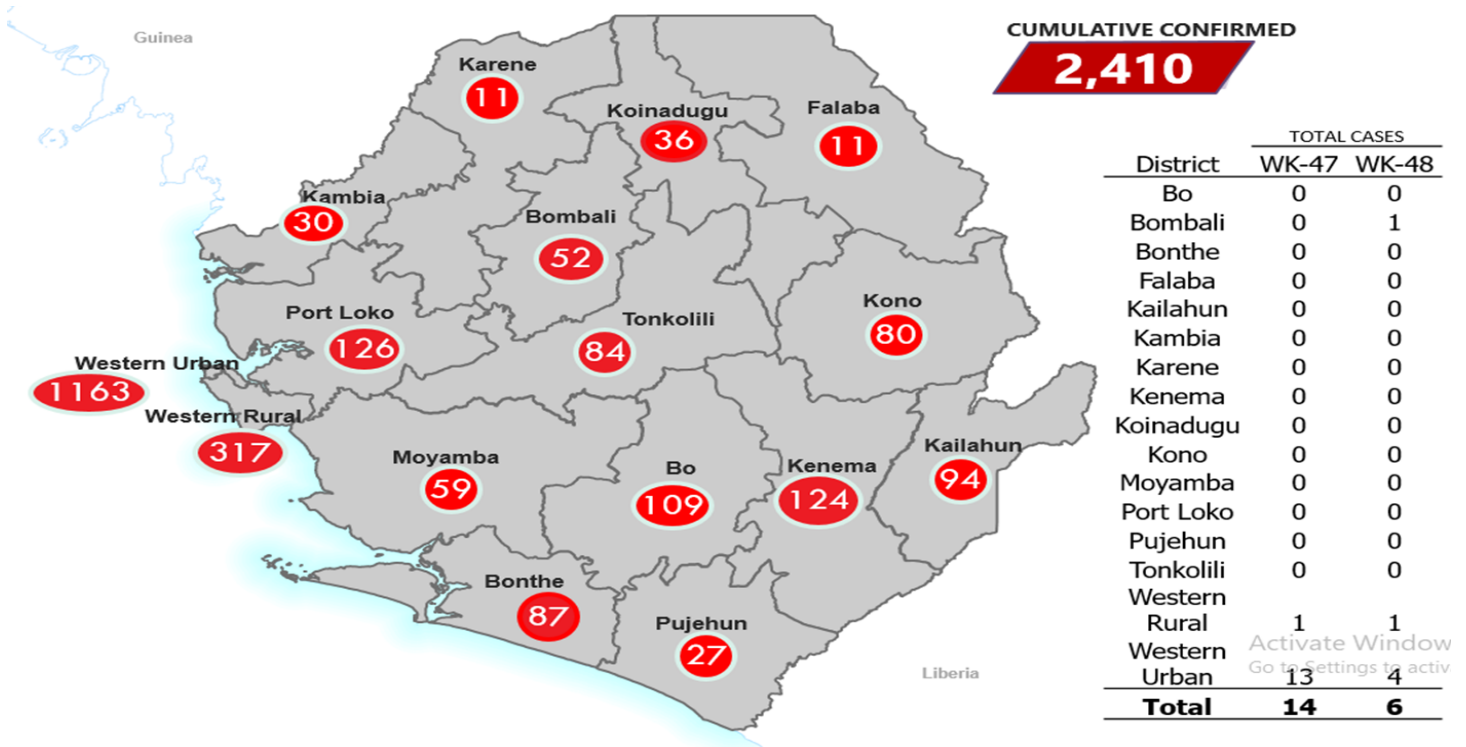
KEY HIGHLIGHTS FOR COVID-19 FOR THE WEEK

- **Acute Flaccid Paralysis:** Two (2) cases of acute flaccid paralysis were reported this week. The cases were under five children reported from Moyamba and Tonkolili district. The district RRTs investigated the cases, sample was collected and sent to the CPHRL.
- **Animal bite:** In total, 23 animal bite cases were reported from ten districts. Of the total cases, 2 were under fives and 21 above fives. The highest number of cases were reported from Bombali (5), Kenema, Moyamba and Kono (3), whiles Bo, Kailahun and Pujehun (2) and Bonthe, Tonkolili and Western Area Rural (1) each per district.
- **Maternal death:** Two (2) maternal deaths were reported countrywide from 2 districts, a decrease from ten that was reported the previous week. Of these, Port Loko and Tonkolili (1) each per district.
- **Confirmed cases:** Six confirmed cases of COVID-19 were reported this week, of which, four were males and two were females
- **COVID-19 Death:** One death of COVID-19 was reported this week from Western Area Rural
- **COVID-19 Recovery:** A total of five (5) recoveries were reported for the week. Of these, Western Area Urban (3), Western Area Rural and Bo (1) each per district.
- **COVID-19 Quarantine:** Cumulative quarantine nationwide for the week was (59) all of which were self quarantine
- **Quarantine discharge:** Zero contact was discharged from quarantine this week.

Health Facility Completeness and Timeliness of Weekly report by district Week 48, 2020

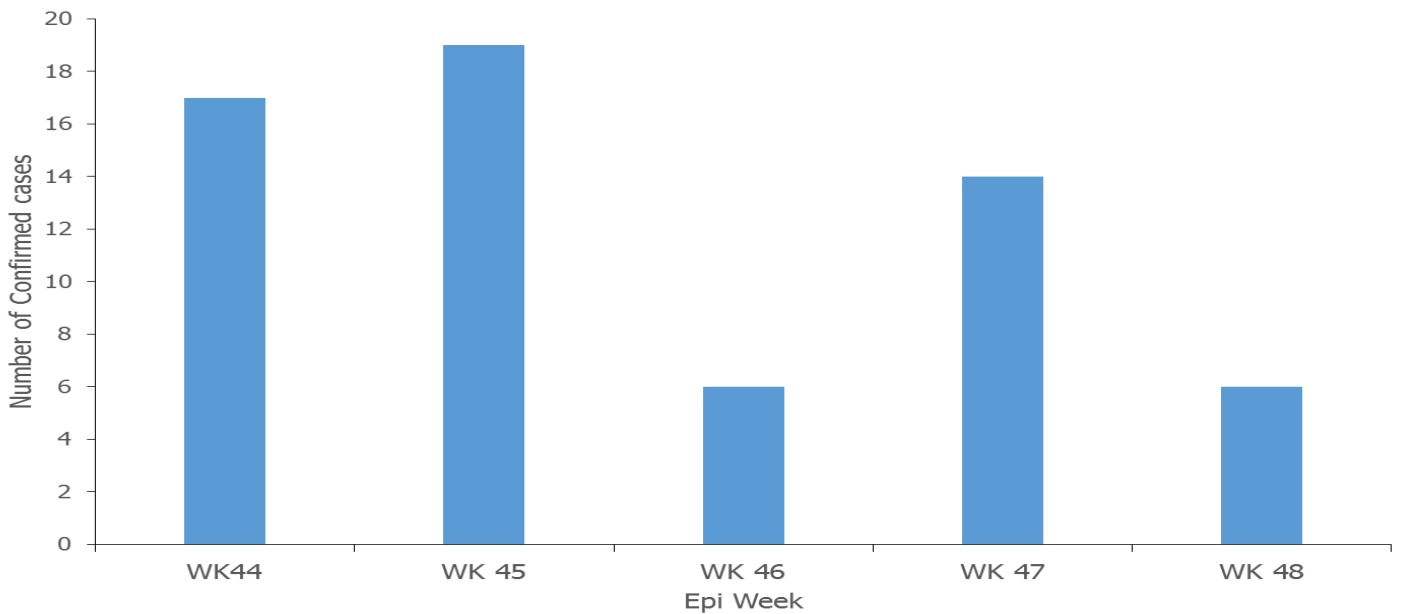


COVID-19 cumulative confirmed cases by district Week 48, 2020



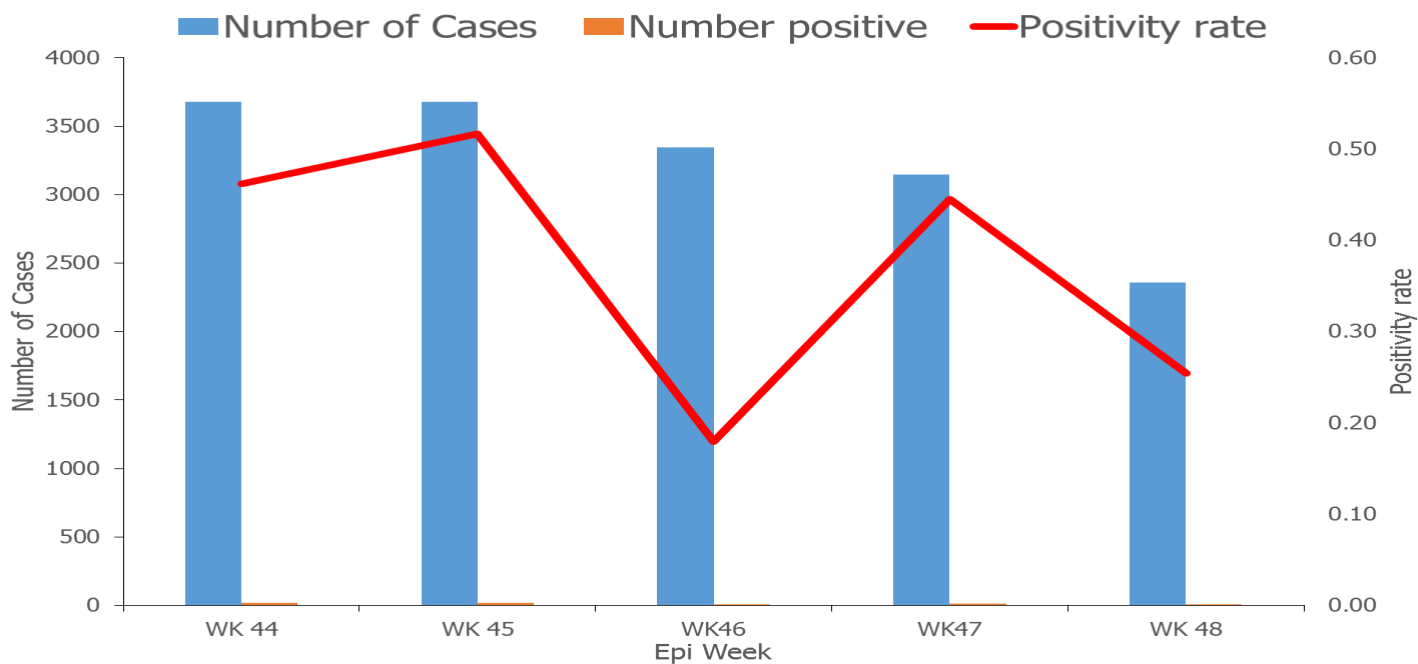
For the period of week 48, a total of 6 confirmed COVID-19 cases were reported countrywide a decrease from 13 from the previous week. Western Area Urban continues to top the chart with 1,163 (48.3%) of the total cases, followed by Western Area Rural 316 (13.1%), and Port Loko 126 (5.2%).

COVID-19 Laboratory confirmed cases by Week of diagnosis, Week 44 - 48, 2020 Sierra Leone

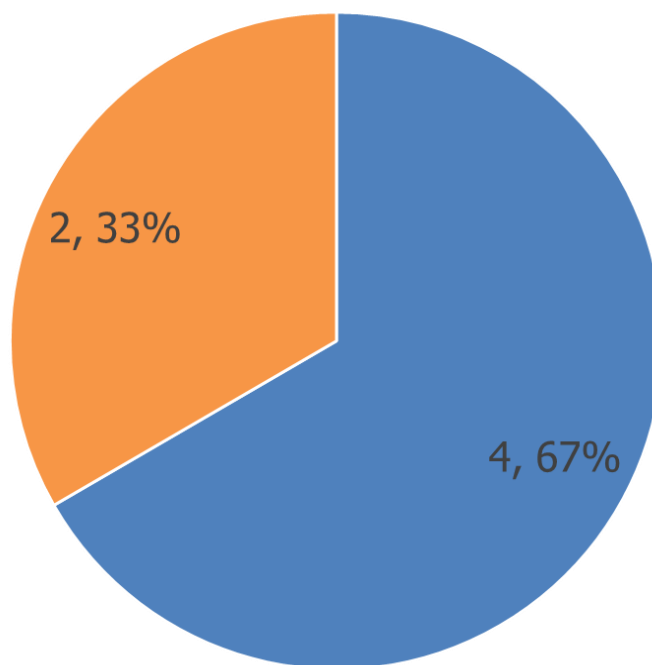


Over the period of week 44 to 48 there has been an up and down trend in the number of laboratory confirmed cases as seen in the graph with week 45 having the highest with a decline in weeks 46, and an increase in week 47. week 48 also shows a decrease in trend

Positivity rate of COVID-19 Week 44 - 48, 2020



COVID-19 Laboratory confirmed cases by sex Week 48, 2020, Sierra Leone



Male Female

COVID-19 cases, contacts, recovered & deaths 30th Mar – 29th November 2020, Sierra Leone

District	Confirmed cases and contacts: 29 th NOV 2020 updated at 11:00 pm				Cumulative cases, contacts monitored and discharged, 30 th March – 29 th NOV 2020					Cumulative cases, recovered & deaths				
	probable	confirmed	contacts listed	contacts discharged	contacts listed	contacts discharged	contacts to be monitored	contacts monitored today	% contacts monitored today	Probable	confirmed	Recovered	Deaths	CFR (%)
Bombali	0	0	*	*	683	679	4	4	100	5	52	35	15	28.8
Karene	0	0	*	*	76	76	0	0	0.0	0	11	9	2	18.2
Kambia	0	0	*	*	144	144	0	0	0.0	0	30	28	2	6.7
Koinadugu	0	0	*	*	233	233	0	0	0.0	2	36	35	1	2.8
Moyamba	0	0	*	*	442	442	0	0	0.0	0	59	59	0	0.0
Pujehun	0	0	*	*	290	290	0	0	0.0	0	27	26	1	3.7
Kono	0	0	*	*	537	537	0	0	0.0	1	80	61	15	18.8
Bo	0	0	*	*	1198	1198	0	0	0.0	10	109	103	5	4.6
Tonkolili	0	0	*	*	387	387	0	0	0.0	0	84	76	5	6.0
Kailahun	0	0	*	*	729	729	0	0	0.0	8	94	94	0	0.0
Falaba	0	0	*	*	119	119	0	0	0.0	0	11	11	0	0.0
Bonthe	0	0	*	*	437	437	0	0	0.0	4	87	85	2	2.3
Kenema	0	0	*	*	987	987	0	0	0.0	8	124	88	33	26.6
Port Loko	0	0	*	*	652	652	0	0	0.0	3	126	108	0	0.0
Western Rural	0	0	*	*	1066	1037	29	25	86	12	317	262	9	2.8
Western Urban	0	1	*	*	4267	4,241	26	22	85	712	1,163	917	76	6.5
National total	0	1	*	*	12,247	12,188	59	51	86	765	2,410	1,997	166	6.9

* pending update

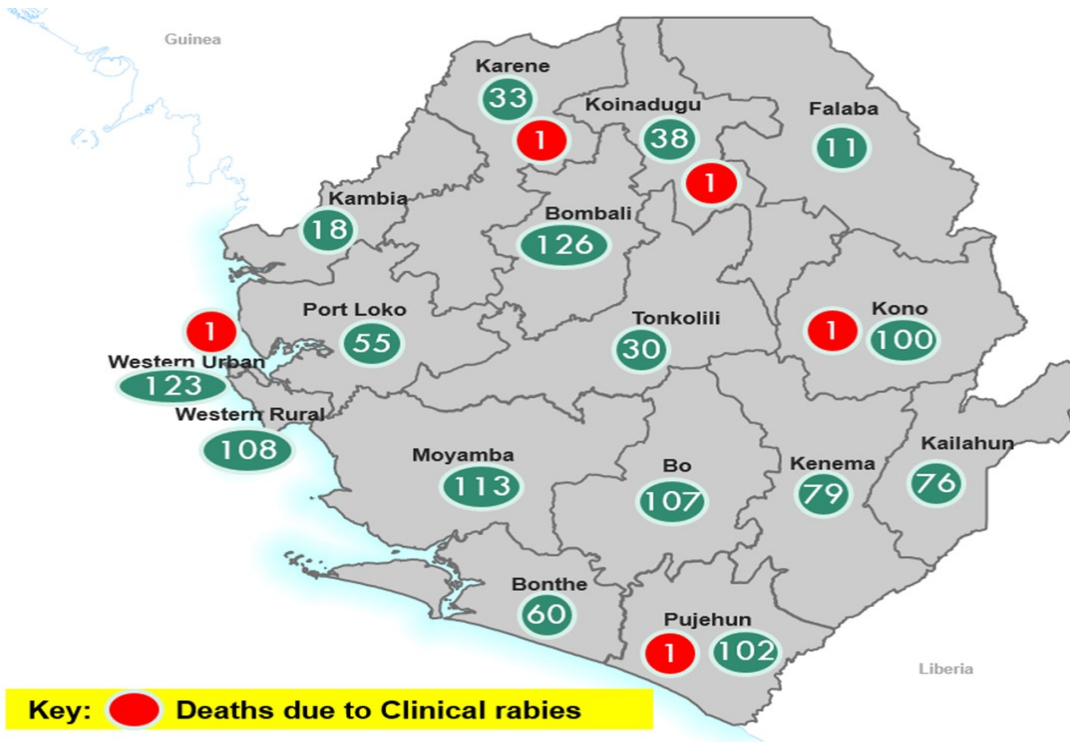
Note: Cases have been transferred from WA URBAN to WA RURAL due to residential address in the DHIS2

2k

QUARANTINE SUMMARY

	No. quarantined	Discharged
Cumulative Total	12247	12188
Nationwide (Current)	59	0
Govt quarantine	0	0
Org. quarantine	0	0
Self quarantine	59	0

Cumulative Animal Bite (dogs, Cats & Snakes) Cases reported by districts (Week 1 - 48, 2020)



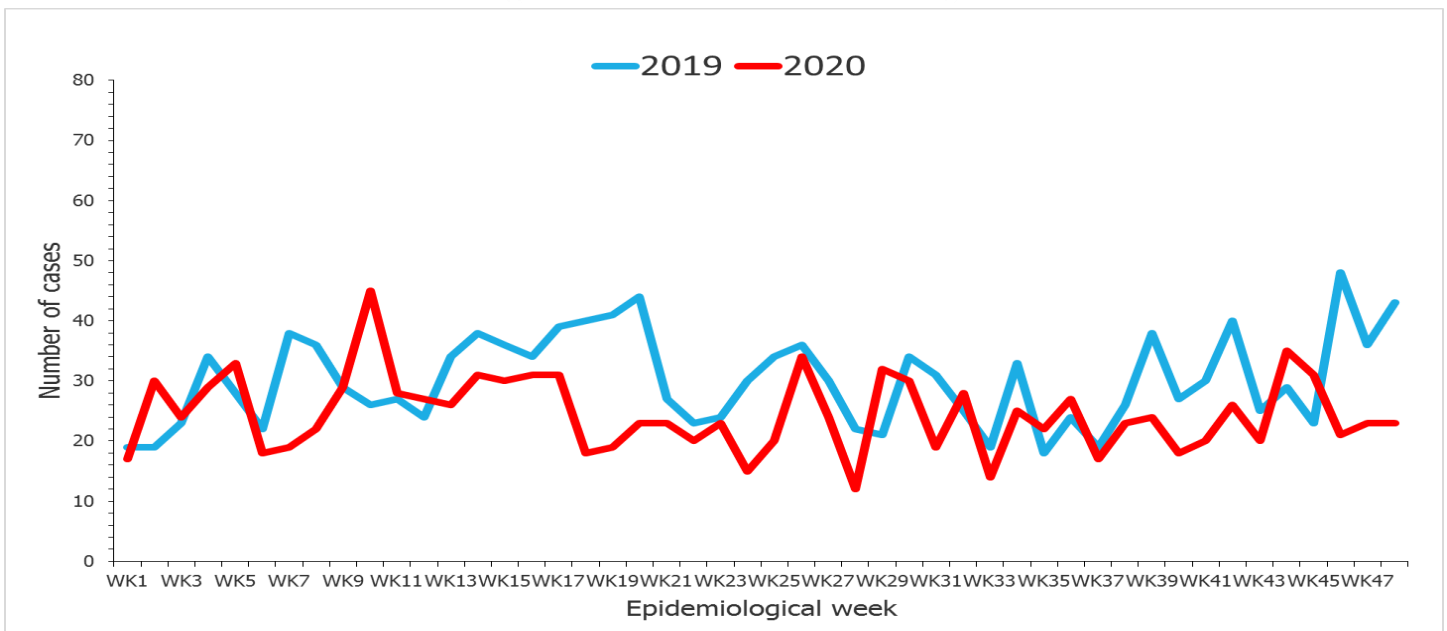
NATIONAL CUMULATIVE ANIMAL BITES - DOG

1,179

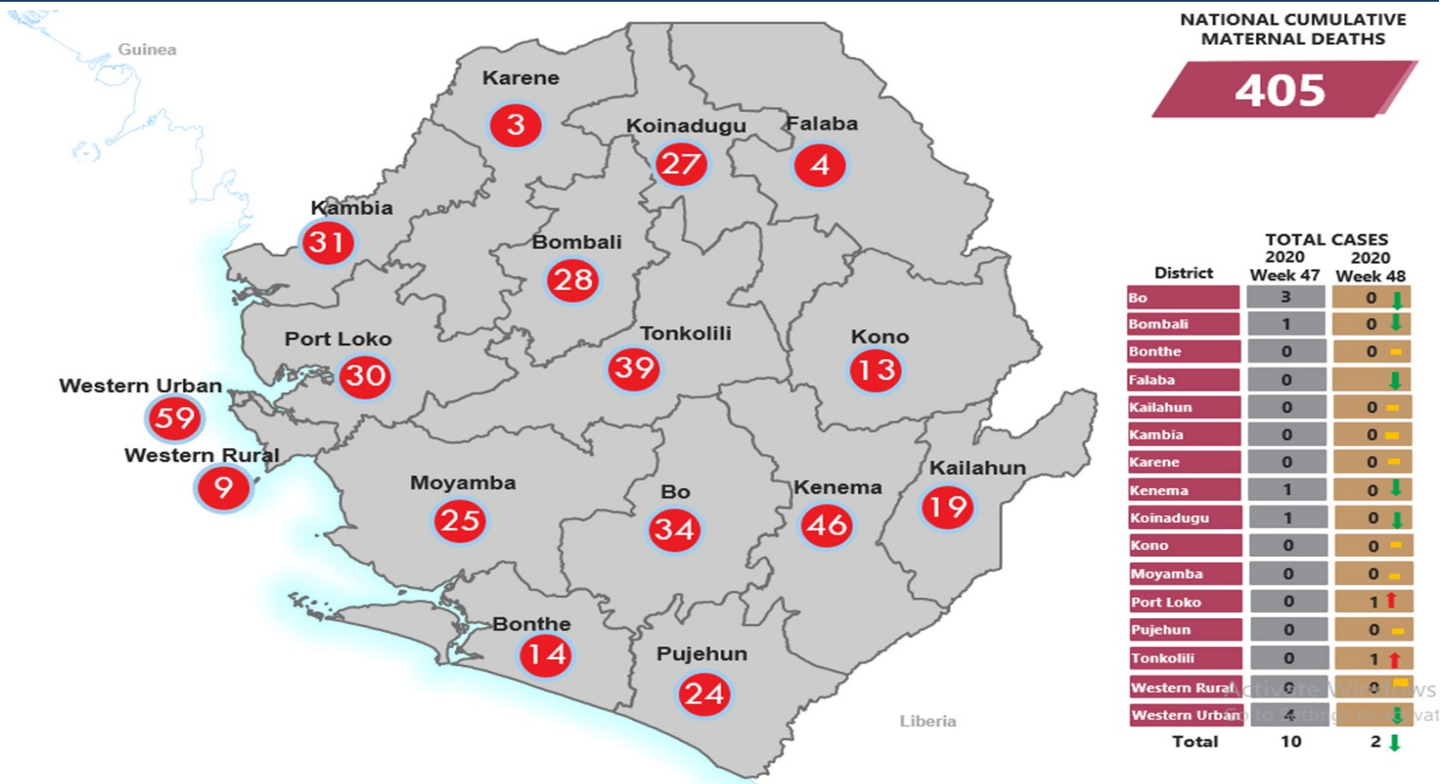
District	TOTAL CASES	
	2020 Week 47	2020 Week48
Bo	2	2
Bombali	3	5
Bonthe	0	1
Falaba	1	1
Kailahun	1	2
Kambia	0	0
Karene	0	0
Kenema	4	3
Koinadugu	0	0
Kono	0	3
Moyamba	4	3
Port Loko	2	0
Pujehun	1	2
Tonkolili	0	1
Western Rural	3	1
Western Urban	2	2
Total	23	23

A total of 23 Animal bite cases were reported in week 48 making a cumulative total of 1,179 from week 1 to 48. A total of 5 death related to dog bite (clinical rabies) have also been reported since the start of the year from Karene (1), Koinadugu (1), Kono (1), and Pujehun (1) and Western Area Urban (1) each districts. Bombali accounting for the highest 126 (10.7%), closely followed by Western Area Urban 123 (10.4%) of the total cases

Compared Animal Bite (dogs & Cats) Cases reported by districts Week 1 - 47 (2019 & 2020)

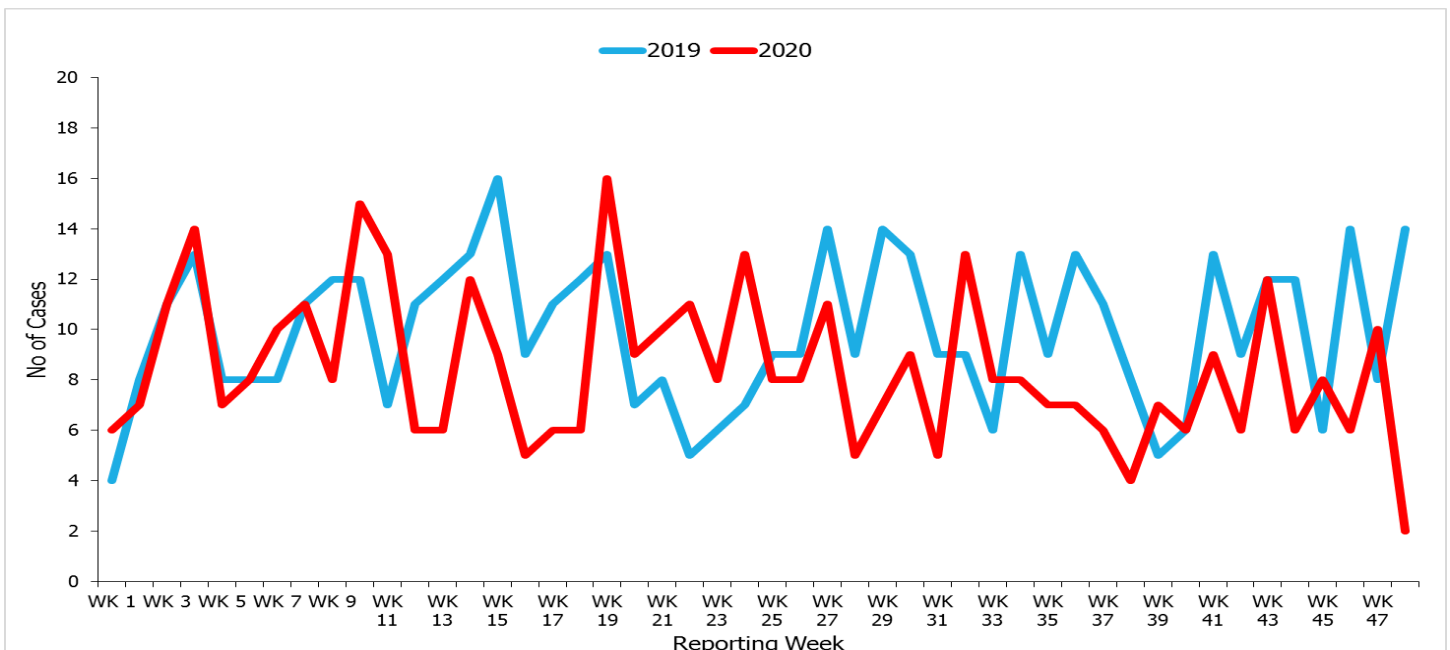


Cumulative Maternal Deaths Reported by Districts (Week 1 - 48, 2020)

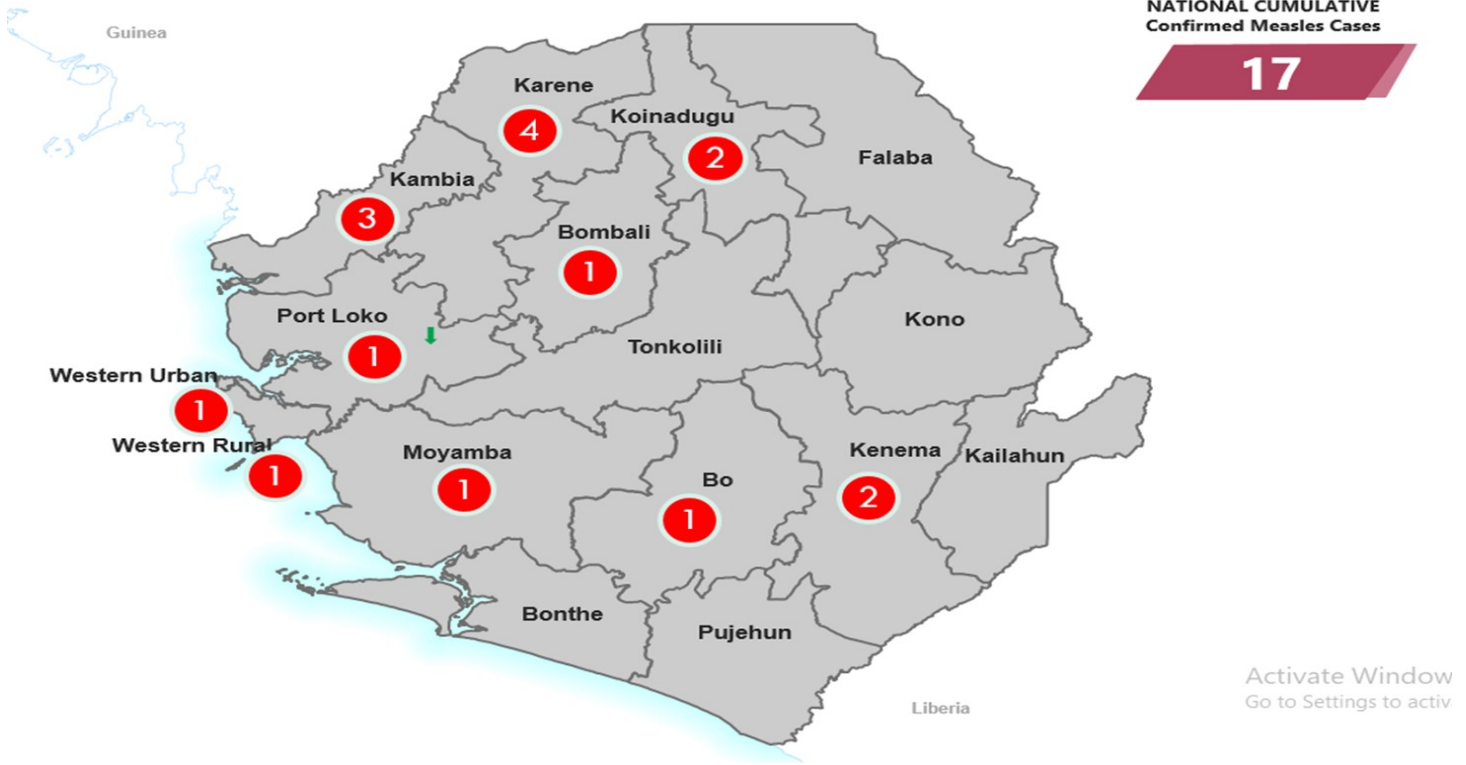


A total of 2 maternal deaths were reported this week, a decrease from 10 in the previous week. The cumulative maternal deaths from the start of the year is 405 with Western Area Urban (59) reporting the highest followed by Kenema (46), Tonkolili (39), and

Compared Maternal Deaths Reported by districts Week 1 - 48, (2019 & 2020)

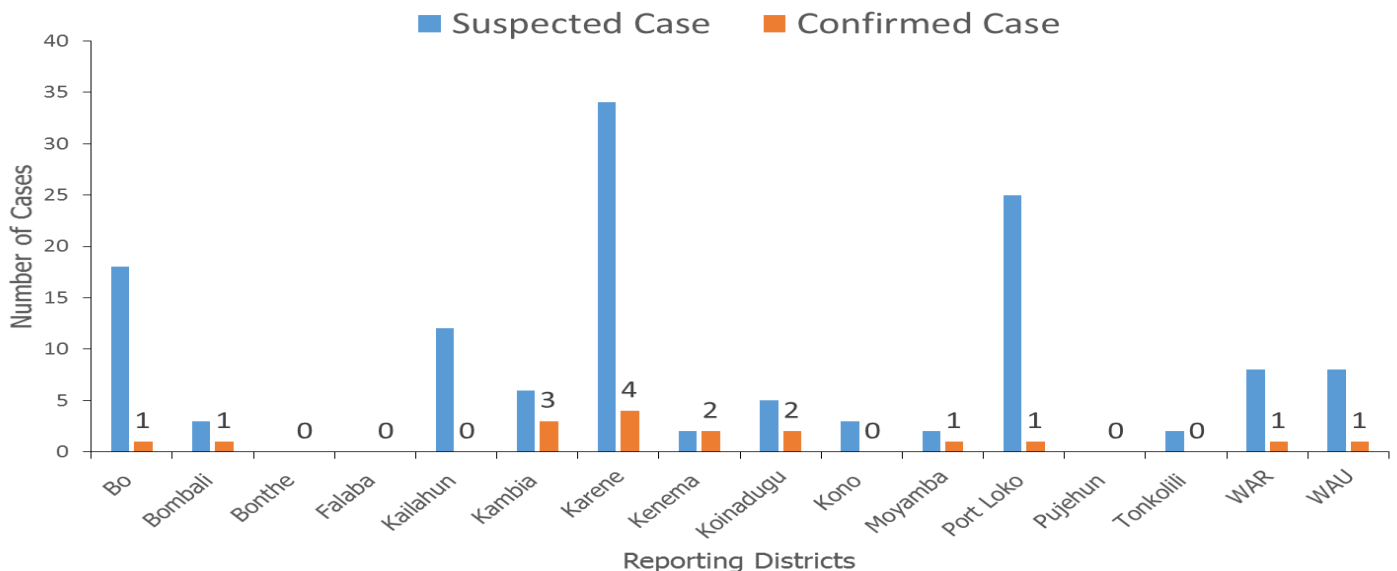


Confirmed Measles Cases reported by districts in Sierra Leone, Week 1 - 48, 2020



From week 1 to week 48 of this year, a total of 17 confirmed measles cases have been reported from 10 districts. Karene accounting for the highest number of cases 4 (23.5%) followed by Kambia 3 (17.6%). No confirmed case was reported for week 48

Cumulative Suspected and Confirmed Measles Cases reported by districts in Sierra Leone, Week 1 - 48, 2020



AFP Surveillance Core Indicators by districts, (Week 1 - 48, 2020)

Districts	< 15yrs Target Population	Expected Cases	Reported Cases	Annulized non-polio AFP rate by week	Stool adequacy (%)	Vaccination Status of cases investigated-Doses ≥ 3 (%)
Bo	278912	6	4	1.4	100	75
Bombali	230310	5	3	1.3	100	100
Falaba	112711	3	2	1.8	100	100
Bonthe	95308	2	2	2.0	100	50
Kailahun	260466	5	5	2.0	100	100
Kambia	166960	3	4	2.4	100	66.7
Karene	139264	3	3	2.1	100	66.7
Kenema	291085	6	4	1.3	100	100
Koinadugu	123415	3	3	2.4	100	100
Kono	241538	5	16	6.6	100	100
Moyamba	154407	3	3	2.0	100	100
Port Loko	275433	6	2	0.7	100	100
Pujehun	167915	3	4	2.3	100	100
Tonkolili	256826	5	4	1.6	100	100
W/A Rural	213949	4	9	4.2	100	100
W/A Urban	509270	10	11	2.1	100	63.6
National	3,517,769	72	77	2.2	100	87.5