

20 21



GOVERNMENT OF SIERRA LEONE
 MINISTRY OF HEALTH AND SANITATION
 DIRECTORATE OF HEALTH SECURITY AND EMERGENCIES

WEEK 05

WEEKLY NATIONAL EPIDEMIOLOGICAL BULLETIN

Disease specific report

Week 05, 1st – 7th Feb. 2021

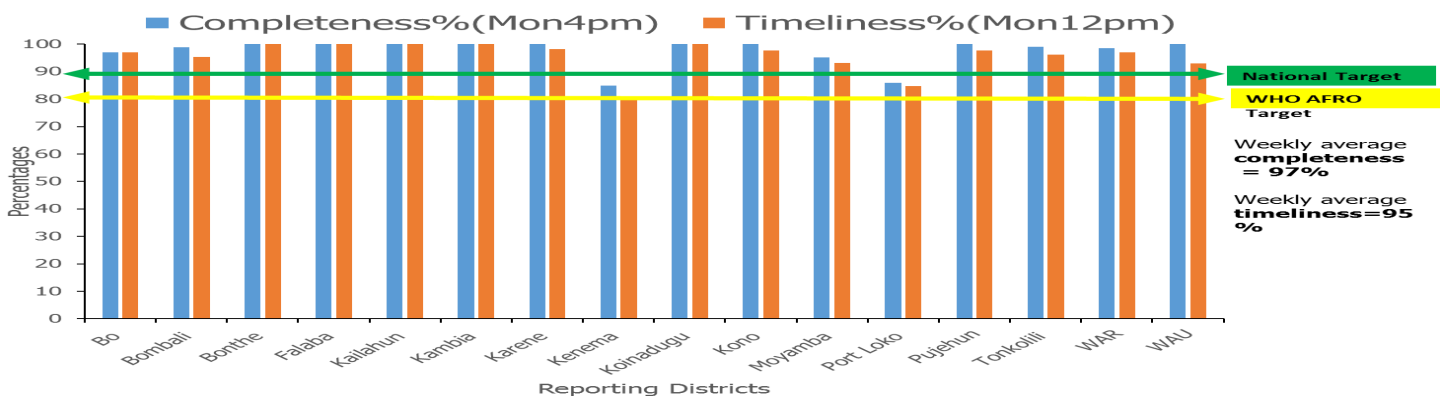
KEY HIGHLIGHTS FOR COVID-19 FOR THE WEEK

- **Acute Flaccid Paralysis:** Four (4) cases of acute flaccid paralysis were reported this week. The cases were all under five children from Kambia, Bombali, Falaba, and Kailahun districts. The district RRTs investigated the cases, samples were collected and sent to the CPHRL.
- **Animal bite:** In total, 18 animal bite cases were reported from eleven districts. Of the total cases reported, (1) was under five and (17) above five years. The highest number of cases were reported from Bombali (4), Kono (3) and Bonthe, Falaba, Karene, Kenema, Moyamba, Tonkolili, and Western Area Urban (1) each per district.
- **Bacterial Meningitis:** Five (5), cases of suspected Bacterial Meningitis were reported during the week. The cases all aged under five were reported from Western Area Urban district. However, samples were not collected due to unavailability of sample collection kits.
- **Maternal death:** Nine (9) maternal deaths were reported country-wide from 8 districts, during this week. Western Area Rural (2) whiles Bo, Port Loko, Tonkolili and Western Area Urban, Bombali, Falaba and Kambia reported (1) each per district.
- **Measles:** One (1) case of suspected measles was reported this week. The case was aged above 5 years from Western Area Rural. The district RRT investigated the case, collected sample and sent to the CPHRL for confirmation
- **Yellow Fever:** One (1), suspected case of Yellow Fever was reported during the week. The case was aged above five from Kambia district. The district RRT investigated the case, collected sample and sent to CPHRL for confirmation

- **Confirmed cases:** 159 confirmed cases of COVID-19 were reported during this week, of which, 125 were males and 34 were females
- **COVID-19 Death:** Zero death related to COVID-19 was reported this week.
- **COVID-19 Recovery:** A total of 139 recoveries were reported for this week. Western Area Urban (103), Western Area Rural and Port Loko (11), Bombali and Pujehun (3), Bo and Kono (2) whiles Bonthe, Kenema, Moyamba and Tonkolili (1) each per districts
- **COVID-19 Quarantine:** Cumulative quarantine nationwide for this week were (463), of which, self quarantine (456) and Organization (7)
- **Quarantine discharge:** Sixty-five (65) contacts were discharged from quarantine this week. Self Quarantined (52) and Organization (13).

Influenza Sentinel Surveillance: In week five of the year, 16 suspected Influenza samples were collected from the sites. Of the total samples, two (2) tested positive for COVID-19

Health Facility Completeness and Timeliness of Weekly report by district Week 05, 2021



From the Communications Desk COVID-19 “BIG IDEA OF THE WEEK”



Government of Sierra Leone
National COVID-19 Emergency Response Center
(NaCOVERC)



Big Idea of the Week

31st Jan. – 6th Feb., 2021

With more coronavirus cases comes more responsibility

The number of coronavirus cases in Sierra Leone is growing. The information that we have around this growing number of cases tells us that the virus is spreading among our communities.

If one person has the virus and spreads it to others, and then each of those people spreads it to others, within a short time, the virus can spread to communities across a city and the country.

The situation can get worse quickly if we do not step up now and take greater action.

The government of Sierra Leone has put in place measures to help control the spread of the virus. These measures began on Monday, 25th January, 2021, for a period of two weeks.

These measures support the efforts of people who are taking prevention seriously by washing our hands frequently, keeping physical distance from others, and wearing our masks correctly. Together we can drive coronavirus out of Sierra Leone. Corona fet na we all fet!

For more information on this topic, visit coronafet.link/BigIdea

For more information on the GoSL COVID-19 response, please visit:

<https://mic.gov.sl/> <https://dhse.gov.sl/> or call 117 free on all networks

#CoronaFetNaWeAllFet

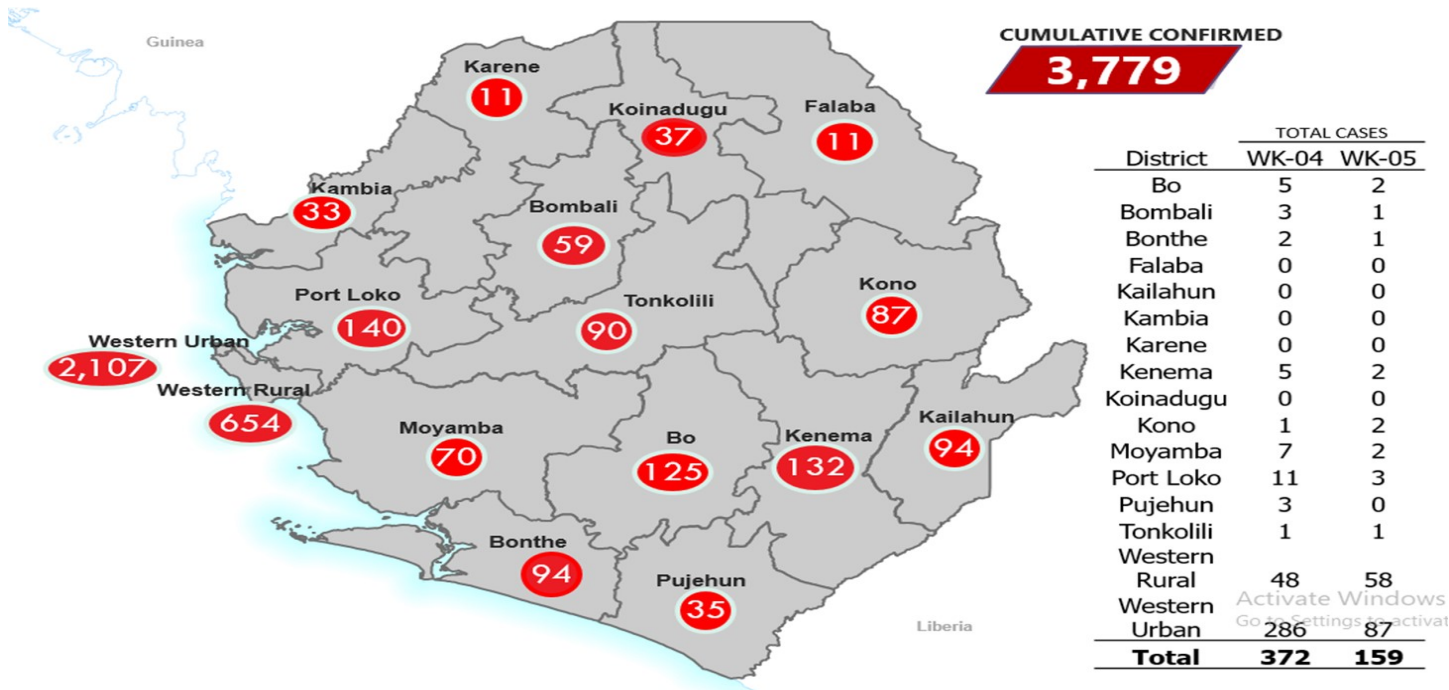
Point of Entry (PoE) Screening # of passengers screened, RDT reactive/Positivity rate, and # line-listed week 1 to 5, 2021

Epic Week	Total # of passengers screened	# of RDT Reactive Passengers	RDT positivity Rate	# Line-listed
Week 1(4 th -10 th /01/2021)	1136	69	6.07%	59
Week 2(11 th – 17 th /01/2021)	1136	46	4.05%	51
Week 3 (18 th – 24 th /01/2021)	1085	21	1.94%	29
Week 4 (25 th – 31 st /01/2021)	989	23	2.33%	23
Week 5 (1 st – 7 th /02/2021)	1067	14	1.31%	18

List of Countries with RDT Reactive Passengers from the 1st to 7th February, 2021

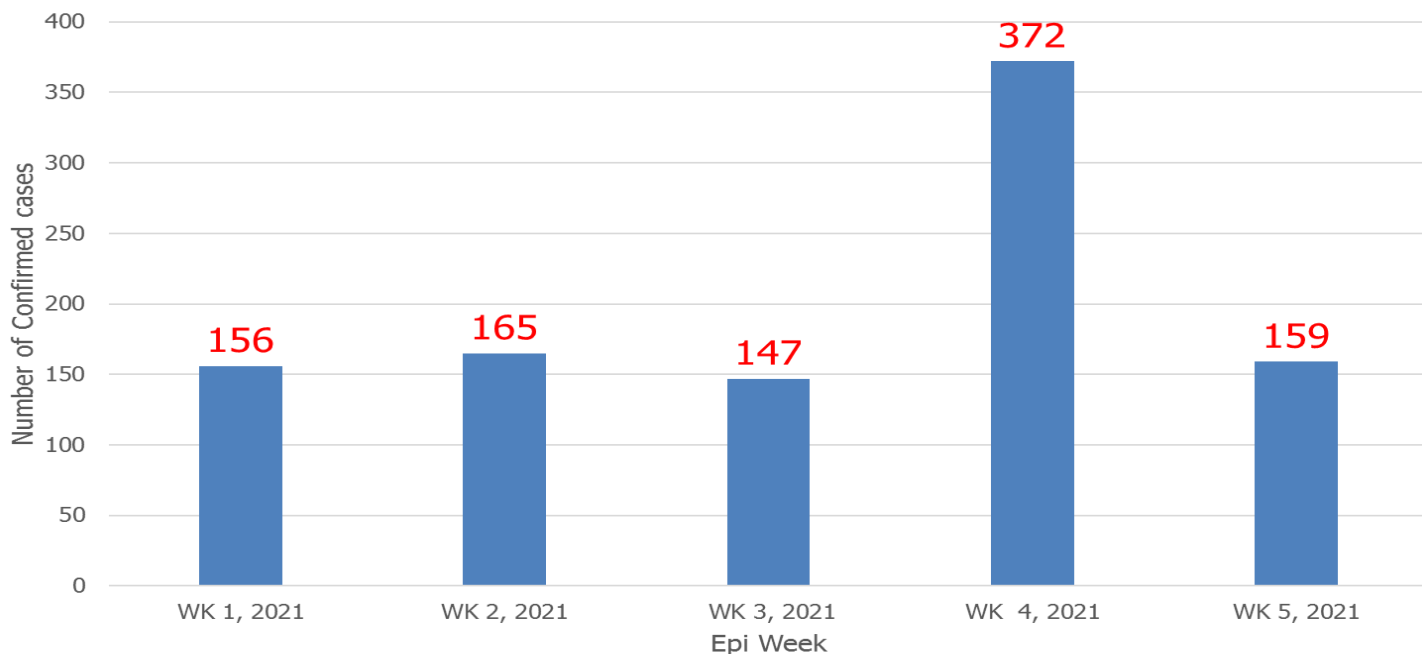
No	Epic week	Country from by passengers	Total Passengers	# of RDT Reactive
1	Epic Week 5	Belgium	11	1
2		UK	102	2
3		Ghana	118	2
4		Nigeria	90	5
5		Cameron	3	1
6		Kenya	17	1
7		UAE	14	1
8		Benin	3	1

COVID-19 cumulative confirmed cases by district Week 5, 2021



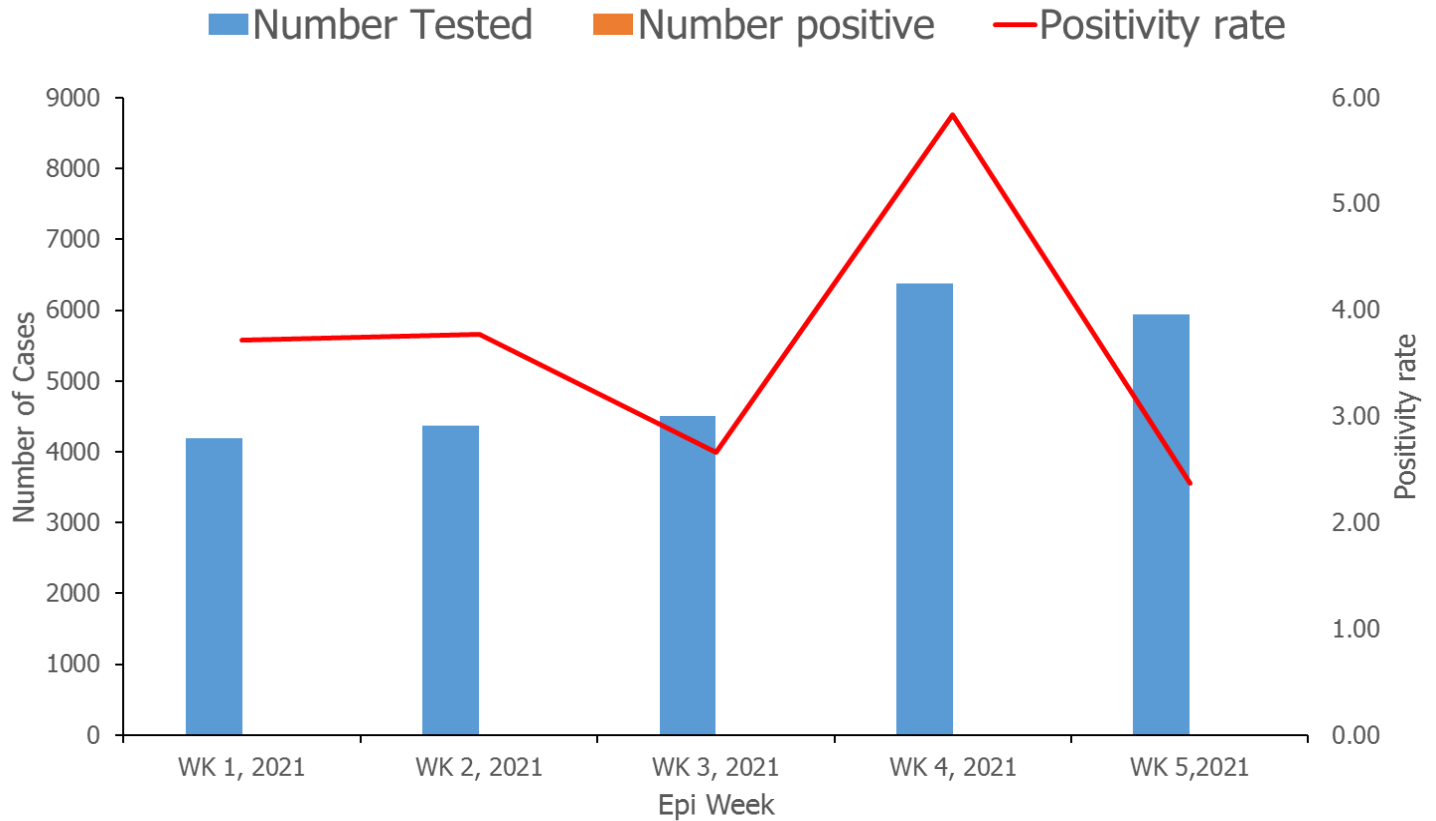
For the period of week 05, a total of 159 confirmed COVID-19 cases were reported countrywide, a decrease from 372 in the previous week. Western Area Urban accounting for the highest number of cases 2,107 (55.8%) closely followed by Western Area Rural 654 (17.3%) of total cases countrywide. Western Area Urban and Rural now constitute over 70% of the total cases countrywide

COVID-19 Laboratory confirmed cases by Week of diagnosis, since the last five weeks 2020 & 2021 Sierra Leone

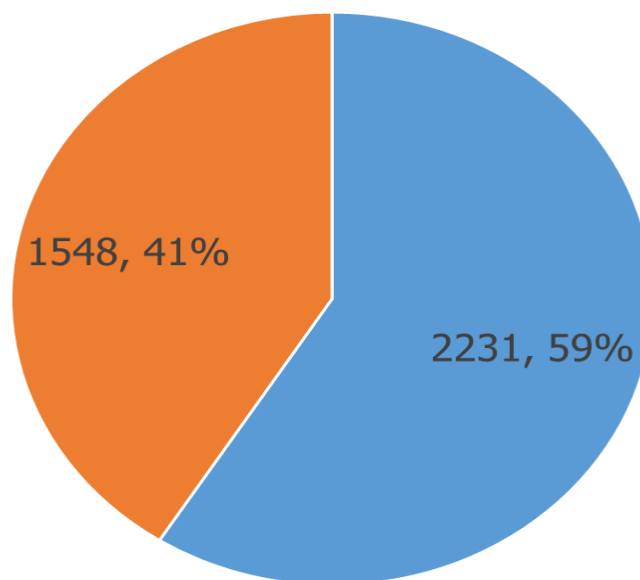


Laboratory confirmed cases of COVID-19 continue to be fluctuating in the past weeks with week four of this year showing the highest, however, there is a reduction of cases in week 5. These increases are significantly seen in the Western Areas as shown on the table above.

Positivity rate of COVID-19 (Week 53, 2020 – Week 5, 2021)



COVID-19 Laboratory confirmed cases by sex 30th Mar 2020 – 7th February 2021, Sierra Leone



Male Female

COVID-19 cases, contacts, recovered & deaths 30th Mar 2020 – 1st February 2021, Sierra Leone

District	Confirmed cases and contacts: 7 th Feb 2021 updated at 11:00 pm				Cumulative contacts, monitored and discharged, 30 th March 2020 – 7 th Feb 2021			Cumulative cases, recovered & deaths				
	probable	confirmed	contacts listed	contacts discharged	contacts listed	contacts discharged	contacts to be monitored	Probable	confirmed	Recovered	Deaths	CFR (%)
Bombali	0	0	*	*	713	689	24	5	59	40	15	25.4
Karene	0	0	*	*	76	76	0	0	11	9	2	18.2
Kambia	0	0	*	*	158	158	0	0	33	29	2	6.1
Koinadugu	0	0	*	*	238	238	0	2	37	35	1	2.7
Moyamba	0	0	*	*	449	449	0	0	70	59	0	0.0
Pujehun	0	0	*	*	310	309	1	0	35	27	2	5.7
Kono	0	0	*	*	556	552	4	1	87	67	15	17.2
Bo	0	0	*	*	1249	1227	22	10	125	107	5	4.0
Tonkolili	0	0	*	*	387	387	0	0	90	82	5	5.6
Kailahun	0	0	*	*	729	729	0	8	94	94	0	0.0
Falaba	0	0	*	*	119	119	0	0	11	11	0	0.0
Bonthe	0	0	*	*	449	443	6	4	94	87	2	2.1
Kenema	0	0	*	*	998	997	1	8	132	92	33	25.0
Port Loko	0	0	*	*	686	673	13	3	140	115	0	0.0
Western Rural	0	1	*	*	1,518	1,414	104	12	654	339	9	1.4
Western Urban	0	3	*	*	5,761	5,473	288	844	2,107	1,355	79	3.7
National total	0	4	*	*	14,396	13,933	463	897	3,779	2,548	170	4.5

* pending update

Note: Cases have been transferred from WA URBAN to WA RURAL due to residential address in the DHIS2

2k

QUARANTINE SUMMARY

No. quarantined Discharged

Cumulative Total 14396 13933

Nationwide
(Current) 463 65

Govt quarantine 0 0

Org. quarantine 7 13

Self quarantine 456 52

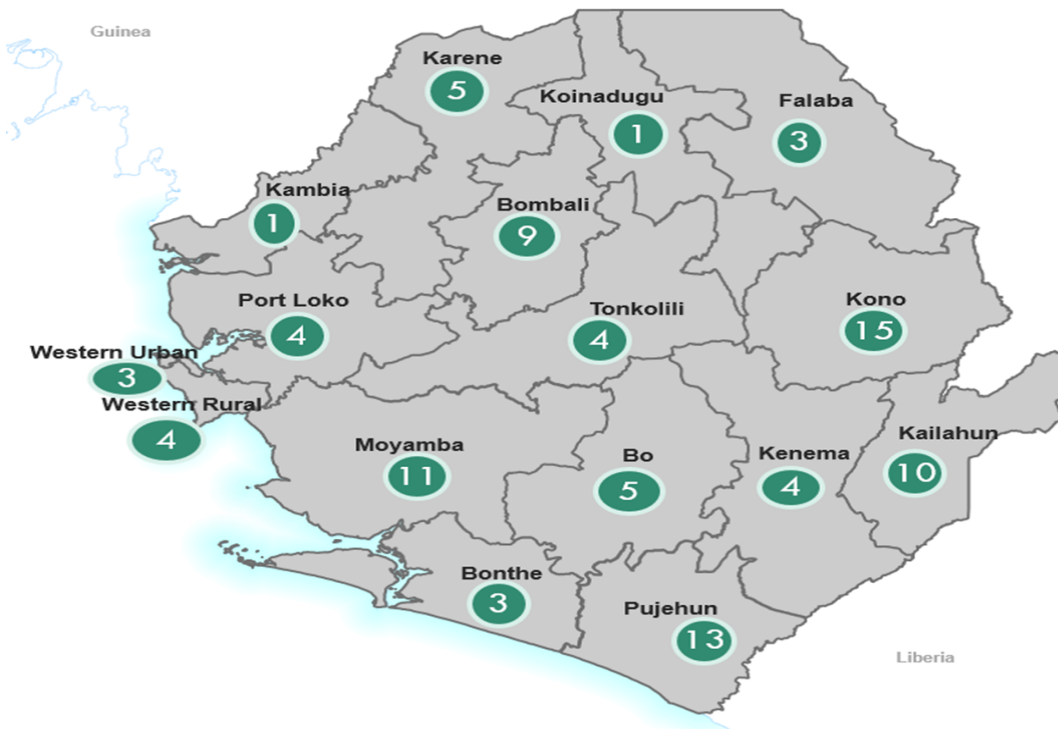
Quarantine Summary- Western Area

District	Quarantine Facility –	Total Number in quarantine	New quarantine	Number for release in next 72 hours	Number waiting tests	Number waiting results	Number released in last 24 hours
WAU	Embassy/ Mission/ Organization	0	0	0	0	0	0
WAU	Home quarantine	288	34	38	38	45	33
WAR	Embassy/ Mission/ Organization	0	0	0	0	0	0
WAR	Home quarantine	104	35	NA	NA	NA	19
TOTAL	-	392	69	38	38	45	52

Quarantine Summary- Other Districts

Quarantine Facility	Total Number in quarantine	New quarantine	Number for release in next 72 hours	Number waiting tests	Number waiting results	Number released in last 24 hours
Port Loko	13	0	NA	NA	NA	0
Pujehun	1	0	NA	NA	NA	0
Kenema	1	0	NA	NA	NA	13
Kailahun	0	0	0	0	0	0
Bonthe	6	0	0	6	0	0
Tonkolili	0	0	0	0	0	0
Karene	0	0	0	0	0	0
Bombali	24	0	NA	NA	NA	0
Falaba	0	0	0	0	0	0
Moyamba	0	0	0	0	0	0
Bo	22	0	NA	NA	NA	0
Kono	4	4	0	0	0	0
Koinadugu	0	0	0	0	0	0
Kambia	0	0	0	0	0	0
Total	71	4	0	0	0	13

Cumulative Animal Bite (dogs) Cases reported by districts Week 1 - 5, 2021



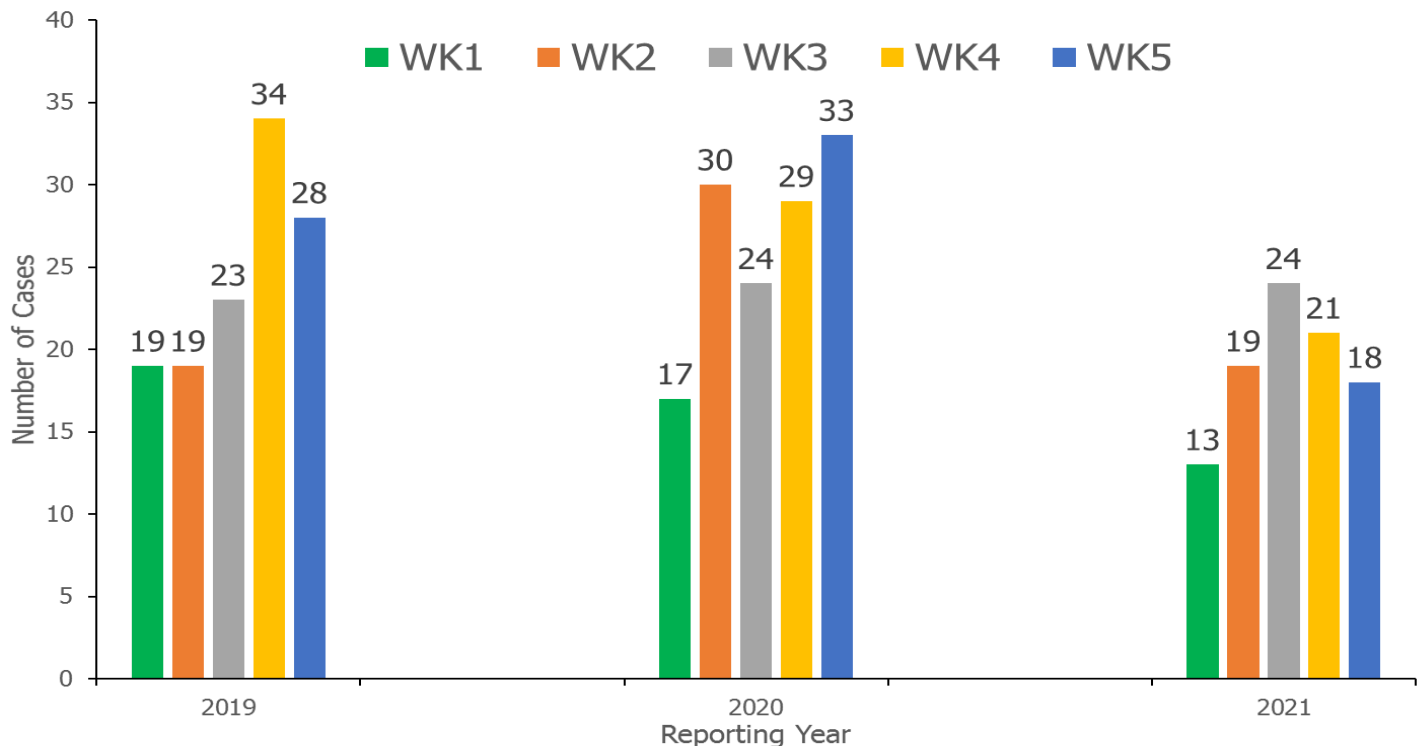
NATIONAL CUMULATIVE ANIMAL BITES - DOG

95

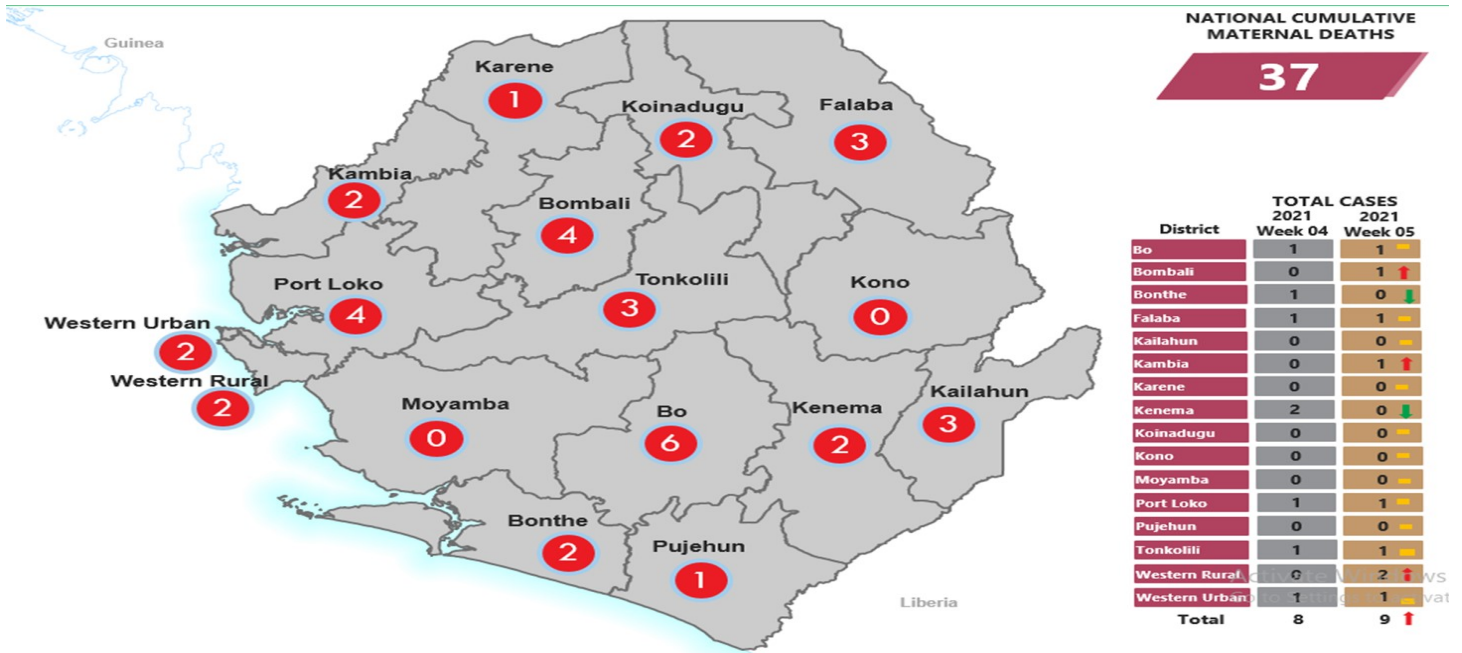
District	TOTAL CASES	
	2021 Week 04	2021 Week 05
Bo	0	0
Bombali	0	4
Bonthe	0	1
Falaba	2	1
Kailahun	2	2
Kambia	0	0
Karene	1	1
Kenema	2	1
Koinadugu	1	0
Kono	4	3
Moyamba	4	1
Port Loko	1	0
Pujehun	1	2
Tonkolili	1	1
Western Rural	1	0
Western Urban	1	1
Total	21	18

A total of 18 Animal bite cases were reported in week 05 of the year. A decrease from 21 in the previous week. The highest number of case were from Kono (15), Pujehun (13) and Moyamba (11). All districts have reported at least one event of animal (Dog) bite. The cumulative total of animal since the start of the year is 95.

Compared Animal Bite (dogs) Cases reported by year Week 1 - 5, (2019, 2020 & 2021)

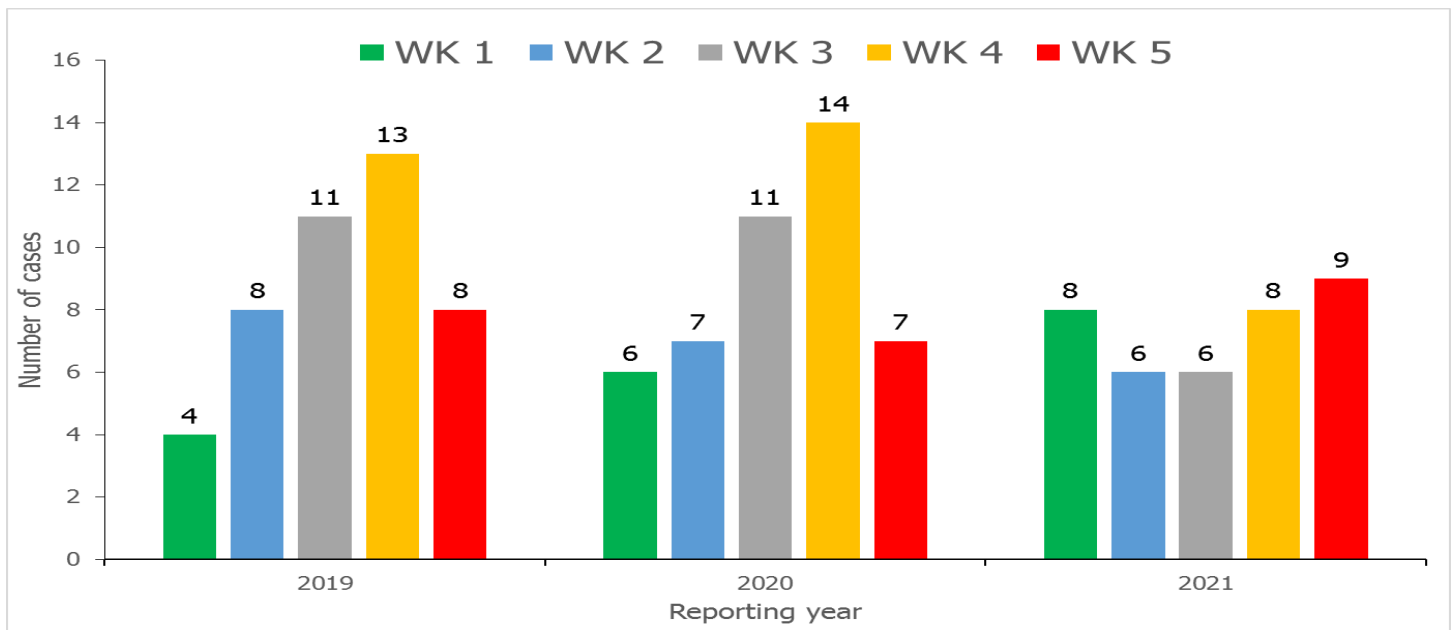


Cumulative Maternal Deaths reported by districts Week 1- 5, 2021



A total of 9 maternal deaths were reported in week 05 of the year, an increase from 6 in the previous week, from eight districts. The cumulative deaths since the start of the year is 37. Bo 6 (16.2%) accounts for the highest number of deaths, followed by Port Loko and Bombali 4 (10.8%) each. So far, only two (Moyamba and Kono) have not reported any maternal death.

Compared Maternal Deaths by year Week 1 - 5, (2019, 2020 & 2021)



In week 5 of this year, more deaths were reported compared to previous two years. Comparatively, 2021 has reported less deaths for the period under review as against 2019 and 2020.